



UNITED NATIONS
TANZANIA



UNITED NATIONS SUSTAINABLE DEVELOPMENT COOPERATION FRAMEWORK 2022 - 2027

THE UNITED REPUBLIC OF TANZANIA





Table of Contents



4	Government of the United Republic of Tanzania and United Nations Joint Statement
5	Signatures
8	Executive Summary

CHAPTER 1

11 COUNTRY PROGRESS TOWARDS THE 2030 AGENDA

CHAPTER 2

21 UNITED NATIONS DEVELOPMENT SYSTEM SUPPORT TO THE 2030 AGENDA


22	From Common Country Analysis to Cooperation Framework Priorities
23	THEORY OF CHANGE for the Cooperation Framework Priorities
27	Cooperation Framework Outcomes and Partnerships
27	Outcome 1: People
36	Outcome 2: Prosperity
42	Outcome 3: Planet
46	Outcome 4: Enabling Environment



CHAPTER 3

53 COOPERATION FRAMEWORK IMPLEMENTATION PLAN

54	Cooperation Framework Management Structure
57	Resourcing the Cooperation Framework
58	UN entity country programming instruments and the Cooperation Framework
59	Joint Work Plans
59	Business Operations Strategy in support of the Cooperation Framework



CHAPTER 4

61 COMMON COUNTRY ANALYSIS UPDATE, MONITORING, EVALUATION AND LEARNING PLAN

62	Coordination of Monitoring and Evaluation
63	Updates of the United Nations Common Country Analysis
63	Monitoring implementation of Joint Work Plans
64	Annual performance review and Country Results reporting
65	Evaluation plan
66	ANNEX I: 2022-2027 UNSDCF Results Framework
67	ANNEX II: 2022-2027 UNSDCF Monitoring, Evaluation and Learning Calendar
71	ANNEX III: Legal Annex
75	Abbreviations and Acronyms



UNITED NATIONS
TANZANIA



Food and Agriculture
Organization of the
United Nations



Investing in rural people



International
Labour
Organization



IOM
UN MIGRATION



International
Trade
Centre



UNAIDS



Unlocking Public and Private
Finance for the Poor



UNITED NATIONS
UNCTAD



UNITED NATIONS
UNDESA



Empowered lives.
Resilient nations.



United Nations
Environment Programme



United Nations
Educational, Scientific and
Cultural Organization



UN HABITAT
FOR A BETTER URBAN FUTURE



UNHCR
The UN Refugee Agency

unicef
for every child



UNITED NATIONS
HUMAN RIGHTS
OFFICE OF THE HIGH COMMISSIONER



UNOPS



UN
VOLUNTEERS



UNODC
United Nations Office on Drugs and Crime



United Nations Entity for Gender Equality
and the Empowerment of Women



World Food
Programme



World Health
Organization



Foreword by H.E. Samia Suluhu Hassan



I am delighted to acknowledge the United Nations Sustainable Development Cooperation Framework (UNSDCF) 2022-2027 - the first UNSDCF for Tanzania following the reforms of the UN Development System initiated by the UN Secretary General António Guterres. The reforms are meant to ensure more effective, efficient, and sustainable cooperation with Member States to meet their expectations. Tanzania is especially proud to have been among the countries to pilot the 'Delivering as One' approach, which laid the foundation for many of these reforms, and we appreciate that the UN in Tanzania has made a concerted effort to work together in a more coherent manner over the years.

This effort is demonstrated by the UNSDCF which prioritizes support to Tanzania's national development agenda, outlined in the Third Five-Year Development Plan (FYDP III) 2021/22 – 2025/26 and the Zanzibar Development Plan (ZADEP) 2021–26. In particular, by placing emphasis, in line with the agenda 2030 on Sustainable Development, on ensuring that the most vulnerable Tanzanians are not left behind.

The UNSDCF is the principal mechanism through which the UN will continue collaborating with the Government to deliver support to communities across the country. It is my hope that this UNSDCF will be action and results-oriented and allow for more and improved inter-agency and multi-stakeholder collaboration while allowing the UN to be

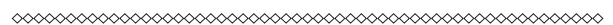
nimble and agile in responding to changing development needs as they arise. I have no doubt that the UN Country Team, under the leadership of the empowered UN Resident Coordinator, will be able to deliver on the cooperation framework.

Tanzania, like the rest of the world, has experienced a setback in its progress towards national development plans and the SDGs, mainly due to the COVID-19 pandemic. Tanzania is committed to working with all other countries to get back on track and build back better. I believe that multilateralism must be at the center of these efforts, and we welcome the role of the UN in helping us to accelerate progress in empowering women and girls; transforming the economy; strengthening national governance systems; building resilience and assisting with climate change adaptation; and improving our social services among many other areas.

I recognize and appreciate the excellent collaboration between the Government and the UN in developing the UNSDCF under the joint coordination of the Ministry of Finance and Planning and the UN Resident Coordinator's Office. I am pleased that the process has been consultative and personally thank all those who have contributed to its finalization including Government Ministries, Departments and Agencies, UN Agencies, and all partners.

I therefore commend the UN system in Tanzania and all key stakeholders who participated in the UNSDCF development process for recognising close alignment with the national development plans and the Global Agenda.

The UN will have the full cooperation of the Government of the United Republic of Tanzania in implementing the UNSDCF and I trust that all stakeholders of sustainable development in the country will play their role in ensuring its delivery.



H.E. Samia Suluhu Hassan,
PRESIDENT OF THE UNITED REPUBLIC OF TANZANIA



PHOTO: © UNDP TANZANIA



Government of the United Republic of Tanzania and United Nations Joint Statement

By signing hereunder, we, the Government of the United Republic of Tanzania and the United Nations Agencies, Funds and Programmes in the United Republic of Tanzania reaffirm our commitment to working together to achieve the objectives of this UN Sustainable Development Cooperation Framework for 2022-2027 that was jointly designed based on the 2030 Sustainable Development Agenda and the Five- Year Development Plan III and the Zanzibar Development Plan.

FOR THE GOVERNMENT OF THE UNITED REPUBLIC OF TANZANIA



H.E. DR. PHILIP ISDOR MPANGO
Vice President of the United Republic of Tanzania


FOR THE UNITED NATIONS IN TANZANIA



MR. ZLATAN MILIŠIĆ
United Nations Resident Coordinator

Signatures

IN THE WITNESS THEREOF the undersigned, being duly authorised, have signed this UNSDCF in April 2022 in Dodoma, Tanzania.



TIPO TITO NYABENYI

FAO

Representative

DocuSigned by:
Francesco M. Rispoli
A7D46CB65D6143B...

FRANCESCO M. RISPOLI

IFAD


Country Director, Rwanda, and
Tanzania East and Southern
Africa Division



WELLINGTON CHIBEBE

ILO


Director, East Africa



QASIM SUFI

IOM

Chief of Mission



ASHISH SHAH

ITC

Director, Division of Country
Programmes



DR LEOPOLD ZEKENG

UNAIDS

Representative



PETER MALIKA

UNCDF

Head of UNCDF Tanzania

DocuSigned by:
Isabelle Durant
B1C6AA2FBA494CB...

ISABELLE DURANT

UNCTAD

Deputy Secretary-General



CHRISTINE MUSISI

UNDP

Resident Representative



FRANK TURATUNGA

UNEP


Regional Director and
Representative a.i.



SHAYO FAITH

UNESCO


Officer in-charge




MARK BRYAN SCHREINER

UNFPA

Country Representative

DocuSigned by:

8F41545BD35E495...

ISHAKU MAITUMBI
UN HABITAT
Senior Technical Adviser



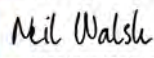
MAHOUA PARUMS
UNHCR
Representative




SHALINI BAHUGUNA
UNICEF
Representative




GERALD RUNYORO
UNIDO
Officer-in-charge

DocuSigned by:

5123178E49CB438...

NEIL J. WALSH
UNODC
Regional Representative
Eastern Africa

DocuSigned by:

B77F3E1FE0654C7...

MARCEL CLEMENT AKPOVO
OHCHR
Regional Representative, EARO

DocuSigned by:

F13D3F8418624F3...

RAINER FRAUENFELD
UNOPS
Director, Kenya Multi Country
Office



HODAN ADDOU
UN WOMEN
Resident Representative



SARAH GORDON-GIBSON
WFP
Representative



**DR TIGEST KETSELA
MENGESTU**
WHO
Representative



CHRISTINE MUSISI
On behalf of UNV Executive
Coordinator



ZLATAN MILIŠIĆ
On behalf of UN DESA

International Financial Institutions (IFIs)

The World Bank recognises and welcomes this UN Sustainable Development Cooperation Framework for 2022 -2027. The World Bank will continue to work in partnership with the UN and the government and pledge our commitment to development cooperation with all stakeholders for the advancement of the development priorities of the United Republic of Tanzania and the acceleration of the global Sustainable Development Goals.



MARA WARWICK
World Bank
Country Director



PHOTO: © UNICEF TANZANIA

The UN System in Tanzania has identified strategic priority areas targeted under the 2030 Agenda for Sustainable Development. With a focus on these priority areas, it seeks to impact on “the reduction of multidimensional poverty in Tanzania through a transformative inclusive, sustainable economic transformation and growth”. Four strategic priority areas and outcomes have been identified as follows:



PEOPLE

This strategic priority sees the UN working to improve the well-being of Tanzanians, both now and in the future. This healthy, educated population will have improved capabilities and be far better equipped to support realisation of the country’s Middle-Income Country (MIC) aspirations.



PROSPERITY

The UN focus under the prosperity priority is on increasing production, productivity and incomes, helping to accelerate the creation of decent formal sector jobs at the individual level. Additionally, it seeks structural transformation and higher levels of economic growth at the national level, a key focus of the Five-Year Development Plan 2021/22-2025/26 (FYDP III) and Zanzibar Development Plan 2021-2026 (ZADEP).



PLANET

The third strategic priority is towards supporting a greener, more sustainable development path. This includes better access to clean energy and technology to fuel growth, enabling more sustainable management of Tanzania’s wealth of natural resources. It will also cultivate close partnerships with government and communities to mitigate against climate change and reduce disaster risks.



ENABLING ENVIRONMENT

This strategic priority supports the realisation of the results across the other areas. The priority focus is on broader issues of representative and inclusive governance, accessing data, development planning and financing, access to justice, sustaining peace, and the expansion and mainstreaming of gender equality and human rights.



The four strategic priorities and the outcomes are considered inter-related and mutually reinforcing. To achieve these outcomes, the UN is establishing multisectoral linkages within and across outcomes. Cross-cutting areas common to all of the priorities include:


- (i) ensuring a stronger legislative, regulatory framework;
- (ii) development of innovative interventions for planning and financing
- (iii) enhancing availability and use of data for implementation and reporting;
- (iv) strengthening capacities for implementation and service delivery and
- (v) greater emphasis on rights holders for increased community capacity to engage in development processes.

With an overall human rights-based approach to programming, including gender equality and women's empowerment, and a specific focus on inclusion of those left furthest behind, efforts will be made to:

- identify population groups and geographic areas that have been left furthest behind, through rigorous data collection and analysis, including vulnerability mapping and operational research, and determine the best ways to bridge the gaps
- establish stronger partnerships with the private sector and, based on UN comparative advantage and convening power, support initiatives that increase sources of financing/ funding for development resource mobilisation
- support service delivery – technical capacity development and implementation of norms, standards and international obligations
- establish a more adaptive, flexible programming response to the contextual changes through tools such as the CCA, to inform programming to be more responsive to the needs of the population

The UNSDCF outlines the composition and contribution of the UNCT, the inter-agency mechanism for ensuring a coherent and coordinated response to national priorities. The United Nations Country Team (UNCT) is configured to offer a wide range of UN agency capacities and resources tailored to the needs of the country, cementing recognition of the United Nations Development System as a reliable partner in Tanzania's development process.

A total of 23 agencies, funds and programmes will work together with the Government, development partners and communities to ensure that no one is left behind as Tanzania continues on its journey to achieve Agenda 2030 and the SDGs.



CHAPTER

PHOTO: © UNITED NATIONS

01



Country Progress Towards the 2030 Agenda

Tanzania's economy ranked as the eighth largest in sub-Saharan Africa, according to real gross domestic product (GDP), at \$56,593 billion in 2020. Since the turn of the century until 2019, the annual GDP growth rate averaged 6.67 per cent, with an annual per capita GDP growth rate of 3.51 per cent. The World Bank estimates that Tanzania is to remain one of the top three growth performers in East Africa, despite the global economic downturn caused by the COVID-19 pandemic.

Reflecting the country's strong performance, the World Bank announced the upgrading of the Tanzanian economy to lower-middle income status on 1 July 2020. This is a key objective of the United Republic of Tanzania Vision 2025 and the Revolutionary Government of Zanzibar (RGoZ) Vision 2020. Notwithstanding under the broader conditions prescribed by the Committee for Development Policy mandated by the UN General Assembly and the Economic and Social Council (ECOSOC), to review the list of Least Developed Countries every three years Tanzania is some years from graduation to the middle-income category. This is partially due to a higher threshold for gross national income (GNI) per capita, as well as a significant shortfall in the Human Assets Index.

In 2018, the national poverty rate on the mainland was 26.4 per cent, (or 13.9 million Tanzanians). When using the international poverty threshold of living on less than USD 1.90 per day, this figure rises to 49 per cent of 26 million Tanzanians. This compares to an average 30 per cent poverty rate for a country that has just reached lower-middle income country status by World Bank standards. It also represents the fourth-largest poor population in sub-Saharan Africa. If the population growth matches the

government's projection of 75.4 million and the rate of poverty reduction remains fixed at current levels, the mainland poverty rate will reduce to 24.8 per cent, however, an additional 4.8 million (18.7 million in total) Tanzanians will be living in poverty by 2030.

The low rate of poverty reduction relative to average economic growth suggests the latter is largely benefitting wealthier urban households, who are better placed to make use of emerging (employment) opportunities. Meanwhile, rural households are much more likely to be experiencing extreme deprivation. Furthermore, 92 per cent of Tanzanians are below the threshold for economic security, with evidence of significant mobility in and out of poverty. This indicates not only a lack of sustainable decent employment opportunities for the majority (despite rapid economic growth), but also inadequate social protection against income, health or climate change related shocks.

Over the next 10-15 years, Tanzania's increasing youth population will become economically productive. The number of adolescents aged 10-19 years will have increased from 12 million in 2015 to 30 million by 2050. The total child population will then have reached close to 58 million. This

means that significant investments in terms of human resources and social infrastructure are required for children to participate in, and benefit from the economic transformation goals of the country.

Any efforts to accelerate structural economic transformation and ensure growth is truly inclusive will need to be particularly attentive to the needs of youth, women and girls, as well as Persons living with disabilities. . At present, these groups are consistently worse off across key socioeconomic indicators. Under the UN medium variant, the youth population, (those aged 15-34 years), could be as large as 62 million by 2065. This could have a significantly destabilising effect on the country if opportunities for upward economic and income mobility fail to keep pace with the rising youth population. As a 2018 DfID report highlights, a large youth bulge relative to the total adult population is associated with increased risk of conflict and high rates of criminal violence. This is often an outcome when young people lack opportunities in terms of education, training and employment.

Tanzania's smallholder-dominant agricultural sector continues to be the largest employer across the country and serves as the source of livelihoods for over 75 per cent of the poor. Low-productivity, high rates of post-harvest losses and weak value chain linkages leave this sector ill-equipped to respond to natural disasters and climate change. Approximately two fifths of smallholder households surveyed in 2020 asserted that they did not have enough money for food; another two-fifths had money only for food and clothes. Most agricultural produce commands low prices as raw form dominates exports, and inadequacy of quality infrastructure and services hinder the penetration of the produce to international, regional and high-end domestic markets.

In industry and service sectors, growth achieved in recent years has not been matched by an in-

crease in employment opportunities outside of the principal urban centres, while the informal economy accounts for almost one quarter of employment for those aged 15 years and above. MSMEs currently contribute 35 per cent to GDP and serve as the source of income for 23.4 per cent of the population, with most headed by women and youth. Additionally, current MSME survival rates are less than 40 per cent beyond the first five years. Many owners cite challenges in accessing productive resources (including land and credit) and needs-based technical and business skills development services, combined with complex formalisation processes and inadequate coverage of essential infrastructure (including electricity, internet connectivity and transport).



Meanwhile socialisation into traditional gender roles continues to reduce women's and girls' agency, and by extension, their life chances in Tanzania. The country has one of the highest child marriage prevalence rates in the world, despite a decline from 41.1 per cent in 2005 to 30.5 per cent in 2015. Less than 1 per cent of girls aged 15-19 are married and in school, whilst child marriage is the likely cause of the majority of early childbearing. Most women and girls operate as own account workers or contributing family workers, and therefore, are least likely to have access to benefits or social protection pro-

ificant dependency on unpredictable external aid. There is also a consistent pattern of under-execution, suggesting important gains could be made with existing financial resources through institutional capacity development, strengthened transparency and accountability.

Tanzania is endowed with abundant natural resources which are key for the country's economic development and the nation's well-being. The country's forests play an integral role in terms of water catchment, flood prevention, and supporting economic activities, such as hydroelectric power generation. Moreover, 50 per cent of Tanzania's tourist subsector the country's second largest contributor to GDP and third largest contributor to employment is centred around the country's wildlife. However, in recent years, the country's environment and natural resources have been under increasing pressure. Rapid population growth, the expanding number of unplanned human settlements, surges of refugees in some locations, high dependence on charcoal for household energy needs, the expansion of agricultural land, over-grazing, over-fishing and pollution have all impacted negatively on the country's natural resources. In addition to this, a weak regulatory framework and inadequacies in land management have contributed to significant land degradation, deforestation and loss of biodiversity across Tanzania.

In the 2018, Notre Dame Global Adaptation Initiative (ND-GAIN) Country Index, Tanzania ranked 148 of 181 countries, representing a steady decline of 10 places since 1995. Currently, more than 70 per cent of all-natural disasters in Tanzania are climate change-related and linked to recurrent droughts and floods, with many affected areas experiencing high levels of poverty. Increased incidences of vector-borne diseases have serious implications on health and labour productivity, while predictions are that the currently highly productive southern and northern highlands will experience frequent droughts and



strengthening, especially in areas such as public administration. Robust routinely generated data is currently constrained by inadequate coverage, reliability and timeliness, with variations in standards used across ministries, departments, agencies (MDAs) and local government authorities (LGAs). The National Statistical System is fragmented, with multiple sectoral and subnational systems developed using different technologies, hindering interoperability or the establishment of a one stop data portal. Existing surveys such as the Household Budget Survey (HBS), Demographic and Health Surveys (DHS) and Integrated Labour Force Survey (ILFS) obtain estimates at relatively high levels of aggregation (for example rural, Other Urban and Dar es Salaam) and therefore do not facilitate consideration of marginalised or vulnerable groups, perpetuating institutional and social blindness to their needs.

In terms of security and the rule of law, particularly fighting corruption within the public service, progress has been made. However, access to justice, including child-friendly justice procedures, remains a challenge for many. Low levels of educational attainment (affecting comprehension of legal procedures and technicalities); distances to legal services and court buildings in rural areas inhibit access to justice for the most vulnerable, as do traditional beliefs and customs which discriminate against women, girls and marginalised groups. At the institutional level, problems exist in terms of the lack of independent, impartial and fully resourced tribunals and courts; insufficient numbers of qualified lawyers; and discriminatory attitudes of judicial staff. Advances are also needed in data collection and management; application of international human rights standards in the law; adoption by relevant authorities of proactive judicial decisions; and full roll-out of criminal justice reforms. Key justice institutions largely operate in silos, with bottlenecks in one institution impacting the entire system.



Although the United Republic of Tanzania is party to the International Covenant on Economic, Social and Cultural Rights (ICESCR, 1966), many socioeconomic rights are not enforceable in Tanzania as they are not contained in the requisite Bill of Rights segment of the Constitution. In addition, whilst the United Republic of Tanzania is affiliated to several international and regional instruments, multiple provisions have not been domesticated, which is a prerequisite for enforceability under the Constitution. Moreover, some discriminatory laws and policies persist (including provisions in customary law) which



PHOTO: © UN TANZANIA

contravene the constitution and international human rights standards, and in certain circumstances, give legal basis to practices such as corporal punishment. In recent years, there also have been a number of legislative amendments (such as the Political Parties Act, Statistics Act and the Media Services Act) that have adversely impacted upon the civic space.

Migration in Tanzania is a multifaceted phenomenon that encompasses both cross-border migration and internal migration. The 2012 Census revealed that 7.8 million Tanzanians are living outside their place of birth. At the same time, there has been an increased number of irregu-

lar migrants entering Tanzania through porous north-eastern borders, using the country as a transit corridor to the southern borders of Malawi, Mozambique and Zambia en route to South Africa. Irregular migrants are open to vulnerabilities such as becoming victims of human trafficking, while cross-border and internal migrants are at high risk of becoming victims of sexual exploitation and forced labour.

Whilst Tanzania is largely peaceful, it remains at risk of terrorist threats due to its geopolitical location. Its proximity to regions where al-Qaeda, al-Shabaab, Ansar Sunna and other

terrorist organizations have organized attacks or expanded their presence increases this risk. Studies indicate that these terror groups are recruiting young people in Tanzania. The volatile situation in the Cabo Delgado region in Northern Mozambique remains of concern, with reports of asylum seekers being denied access to the Tanzanian territory. Since June 2018, all key border entry/reception points remain closed to new asylum seekers. The result has been a number of unregistered individuals finding their way into the refugee camps, but unable to access essential services or receive humanitarian assistance. Tanzania currently hosts around 235,000 camp-based refugees. The strict encampment policy and emerging administrative directives on refugee matters have significantly reduced the protection space. They have also impacted on access to basic services, livelihoods and self-reliance opportunities, heightening the risk of exploitation and abuse, as many persons of concern adopt negative coping mechanisms. The presence of refugees has put a strain on the host community in Kigoma Region where the Human Development Index is estimated to be one of the lowest in Tanzania.

The participation of the United Republic of Tanzania in the negotiation process of the Global Compact for Safe, Orderly and Regular Migration (GCM), and consequently its adoption, is a welcomed development which can help Tanzania begin to reap the benefits of migration. During the negotiations, the United Republic of Tanzania stressed the importance of addressing irregular migration and establishing comprehensive migration governance to guarantee national and international security and socioeconomic development. GCM provides a substratum upon which to address and reduce the adverse impact of migration in the country and simultaneously achieve Sustainable Development Goal 10.7.

Tanzania continues to be at risk of disasters as it is prone to a significant number of natural and

human-induced hazards. This is due to several factors of vulnerability, including geographic position, climate change and weather variability, assets exposure, increases in population, the existence of unplanned urban settlements, and environmental degradation. The situation has had far-reaching consequences, impeding socioeconomic development. Recent events include earthquakes, floods, epidemics, drought, fire, chemical accidents, along with road, train, and marine accidents. Such events result in loss of lives, destruction of infrastructure, disruption of livelihoods, environmental damage, and consequently setback social and economic development gained over years.

In addition, natural hazards related to climate change further influence migration trends in the country. Disasters such as floods and earthquakes are also causing displacement and forcing households and communities to move to other areas that lack the resources and capacities to absorb them. Climate-related disasters tend to be negatively associated with internal migration, as the impacts of disasters render the poor less able to use migration as a livelihood strategy, forcing them to remain in-situ. Environmental degradation is forcing pastoralists to move to new regions, placing them at higher risk of conflict and tensions arising over land use and sharing of natural resources.

Under the respective themes of 'Realising Competitiveness and Industrialisation for Human Development' FYDP III, and 'Blue Economy for Inclusive Sustainable Growth and Development' ZADEP, the governments of Tanzania and Zanzibar have renewed their commitment to transform the economy and decouple economic growth from environmental degradation. This reflects an acknowledgement that inclusive, greener economic growth not only rests upon a strong enabling environment but will be accelerated through poverty reduction and social development strategies that can improve the pro-

ductive capacity of youth, women and people with disabilities with a positive, circular impact upon human advancement, without adversely affecting the natural resources that are needed to sustain long-term growth and development.

Overall, progress towards achieving the SDGs in Tanzania continues. The 2019 Voluntary National Review (VNR) confirmed the strong commitment and nation-wide partnership for the implementation, monitoring, tracking and reporting on the SDGs, backed by strong political will, collective ownership, integrated planning, and supportive legal frameworks. The SDGs have been integrated into national development plans, and are being implemented through FYDP III in the Mainland and ZADEP in Zanzibar. Both development plans adhere to the three dimensions of sustainable development: economic, social and environment. According to the VNR, the country is doing reasonably well regarding goals 2, 3, 4, 5, 6, 8, 10, 16. Goals 7, 9, 11, 12 are likely to be achieved with increased efforts. However, goals 1, 13, 14, 15, 17 will need significant local efforts and international support to achieve. Tanzania has developed a roadmap to accelerate progress towards achieving these goals. It conveys the need for stakeholder engagement, awareness creation, capacity building and resource mobilisation, along with localisation of the SDGs into sector-related plans.

Finally, Tanzania is becoming increasingly reliant on domestic revenue for development financing. This trend is actively pursued by the two governments in line with the spirit and objectives of the Addis-Ababa Action Agenda (AAAA). The system of collection of tax and non-tax revenue requires strengthening and broadening. Other traditional sources, such as overseas development aid (ODA), will still be relied upon (especially in the social sectors), as new forms of government financing take time to bed in. The Development Finance Assessment (DFA) for the mainland and the future assessment for Zanzibar present recommendations to ensure any increases in available public and private flows translate into human development gains, by strengthening connections with pro-poor growth policy frameworks and budgets to enable Tanzania to 'build back better' in the global post-COVID era.



CHAPTER

PHOTO: © UNFPA TANZANIA

02



United Nations Development System Support to the 2030 Agenda

2.1 From Common Country Analysis to Cooperation Framework Priorities

The development of the CCA and identification of strategic priorities took place across a number of phases through which stakeholders were invited to participate in a deeper analysis of the country's development challenges, looking at principal bottlenecks, government priorities and possible entry points for the UN to support acceleration of the 2030 Agenda. Particular attention was given to those interventions with the most potential to achieve development results at scale, with minimum trade-offs in-country. Strong focus was on consultations around the promise to leave no one behind, such as the completion of a participatory situational analysis of PWDs.

This process yielded ten accelerators. These are defined as specific timebound achievements/successes in one SDG that may unlock development gains across multiple SDGs and various dimensions of sustainable development. The accelerators help to advance progress towards the 2030 Agenda in Tanzania, promote a more enabling environment and address particular concerns related to LNOB. Many are themes which recur across the CCA narrative, demonstrating the multiple roles each plays in tackling the country's key developmental dilemmas.

From this list, the UN Country Team (comprised of 23 UN entities), identified eight to take forward into the UNSDCF as particular areas of strategic focus, on the understanding that concerns for the remaining two (digitalisation and urbanisation) would be mainstreamed. These were chosen according to the following criteria: convergence with national priorities and needs; transformational effect; LNOB; reach; time sensitivity; effort; and UN added value or comparative advantage. An additional area related to the enabling environment was also agreed.

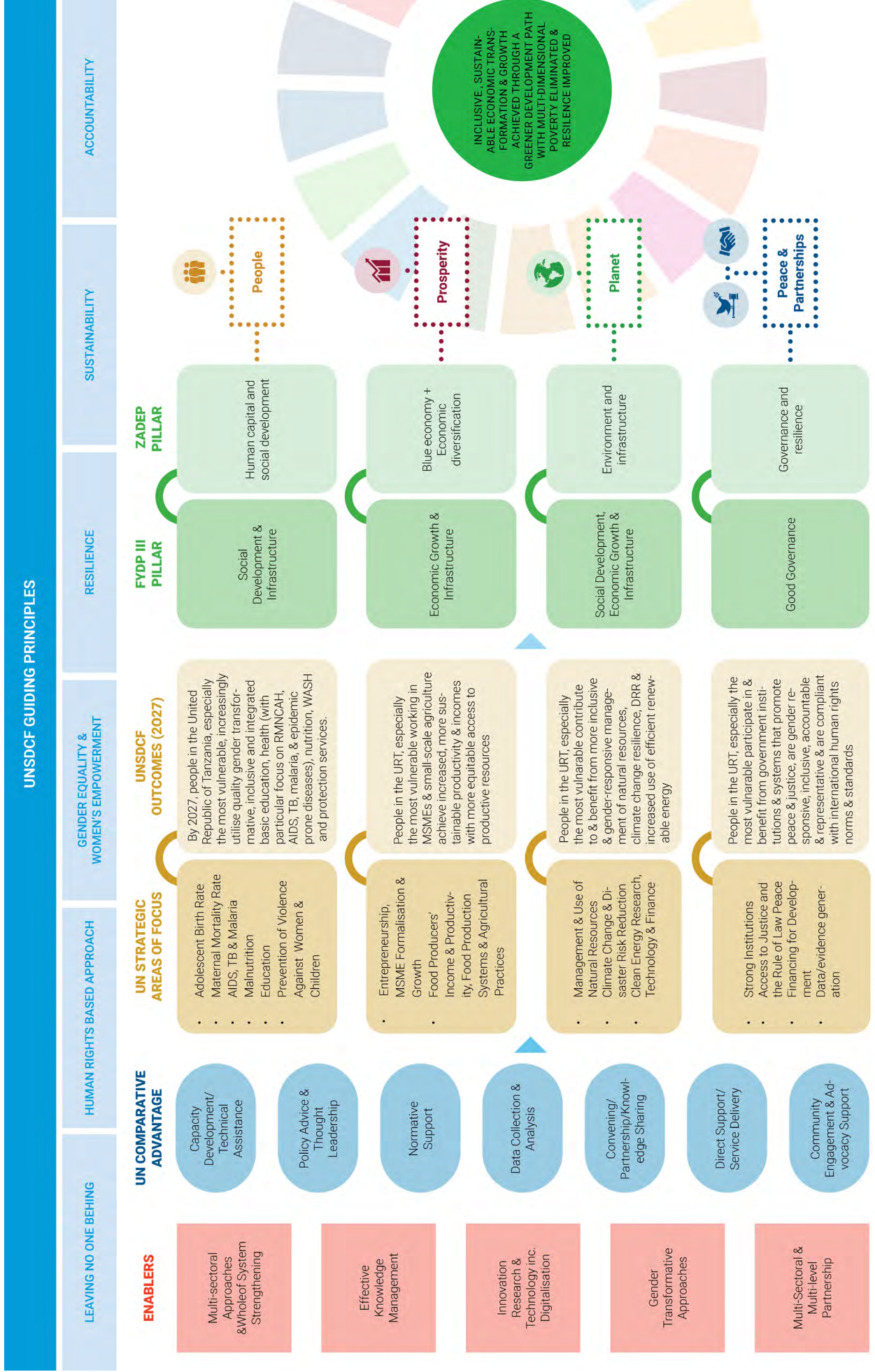
Further reflections and discussions with government counterparts and development partners highlighted the need to articulate the broader outcome level results to which the identified accelerators would contribute. In order to maximise and encourage integration of initiatives and a wider system strengthening approach, four outcome results were formulated. These results were then discussed and endorsed by the Joint UN and Government Steering Committee. Workshops to further develop the Outcome level Theories of Change, Outputs and Output Indicators were then held with stakeholders.



PHOTO: © UNHCR TANZANIA

2.2

THEORY OF CHANGE for the Cooperation Framework Priorities



The theory of change for the Cooperation Framework suggests that “all people in the United Republic of Tanzania, especially the most vulnerable, can contribute to and benefit from a reduction in multidimensional poverty and increased resilience through greener, inclusive sustainable economic growth”, **IF:**

- i. There is an increase in the utilisation of quality, gender-transformative, inclusive and integrated basic education, and improved health (focusing particularly on RMNCAH, AIDS, TB, Malaria and epidemic prone diseases), nutrition, WASH and protection services. The comprehensive uptake of these services by the population will not only improve social development outcomes, but also allow the creation of foundational capabilities for a resilient, productive labour force, able to further propel the country’s economic growth and transformation. In turn, this will offer improvements in opportunities for many who have previously been excluded from the benefits of a growing economy.
- ii. The majority of those living in Tanzania, who are working for MSMEs or in small-scale agriculture (areas with the largest potential to reduce poverty, especially amongst the most vulnerable) are supported to improve productivity and increase incomes, This will help ensure more decent, sustainable employment opportunities for all, and is critical for resolving the high rates of multi-dimensional poverty and its intergenerational transmission at the individual level.
- iii. Key impediments to a greener development path are eliminated and key impacts of climate change and environmental degradation are mitigated. This will enable more sustainable management and efficient use of natural resources, strengthen DRR measures, and improve access to clean energy. Taken together, these should not only help to protect Tanzania’s natural wealth for current and future generations, but also contribute to the country’s related commitments on the international stage.

For the full achievement of these three mutually dependent and reinforcing components, it is assumed that a robust enabling environment will be required. Whilst Tanzania is a stable, peaceful, parliamentary democracy, government institutions still require assistance to resource and strengthen their systems, structures and processes, and meet their commitments under international human rights norms and standards.

The UNSDCF 2022-2027 articulates the UN collective response in support of Tanzania's national priorities and pathway to 2030 Agenda for Sustainable Development. It is designed to embody the spirit of partnerships to leverage strength and drive transformative change, making real the collective promise to leave no-one behind.

Aligned to the FYDP III and the ZADEP, and stated government priorities, the UNSDCF results and strategic areas of focus address particular bottlenecks articulated in the CCA, and propose solutions to accelerate progress across the Plans' pillars and the SDGs. The UN system will draw upon its ability to utilise its comparative advantage and capacity to leverage the contribution of others to bring real and lasting positive change.

Seven key (often overlapping or mutually rein-

forcing) functions related to its comparative advantage in country and globally have been identified and reflect decades of UN experience across the humanitarian, development and peace nexus. Their focus is primarily on capacity development, in line with the Human Rights based approach (HRBA), technical expertise, policymaking, implementation of the normative agenda, plus data generation and use. In addition, enablers have also been identified which are highlighted in the CCA as currently missing or somehow not fully utilised. They will be pursued because of their potential to improve integrated implementation, reach those left behind or at risk of being left behind and optimise results. These enablers are: multisectoral approaches and whole-of-system strengthening; effective knowledge management; innovation, research and technology, including digitalisation; gender transformative approaches; multisectoral and multilevel partnerships.



PHOTO: © UNICEF TANZANIA

Nevertheless, there are a number of assumptions regarding stakeholders' roles and expected conditions which must remain valid if the UNSDCF results are to be fully realised, including an understanding that the emphasis on economic growth over recent years will be more balanced going forward if increased human and financial resources for social development and environmental sustainability concerns are met. There are indications of sustained political leadership for the removal of legal and institutional bottlenecks related to discrimination and exclusion, in particular as it affects women, girls and PWDs. Additionally, there is an opening up of the civic space for increased freedoms pertaining to civil and political rights. There have been efforts to improve current data collection systems across issues such as interconnectivity, use of technology and greater disaggregation, which indicate a willingness of duty-bearers to invest in these areas. These endeavours will be nurtured and expanded under the UNSDCF. The successes of recent UN community mobilisation strategies, including the engagement of community leaders to tackle issues such as violence against women and children (VAWC), illustrate overall support towards positive change. Finally, although Tanzania's economy weathered the impact of the COVID-19 pandemic relatively well, this resilience could prove short-lived. If new measures announced in the Tanzania COVID-19 Socio-Economic Response and Recovery Plan to quell the spread of the virus and vaccinate the population (with UN contributions) fail to gain momentum

and funding, the resultant economic fallout will be likely to have a profound impact.

In terms of risks, there are concerns that ODA flows will reduce as a result of a COVID-19 induced economic downturn and global demands on financial resources increase. Aid revenue will also likely be impacted by Tanzania's upgrade to MIC status by the World Bank, as forecasted in the FYDP III Financing Strategy. Efforts across the outcomes to leverage financing for development and create new partnerships across public and private spheres should help to mitigate these risks. Future shocks, as they relate to pandemics, epidemics and climate change, are a real threat. Therefore, the UN will support the government to implement measures across various sectors to mitigate against the worst impacts. Specific interventions are planned to reduce adolescent birth rates to ensure the population growth rate does not continue to outstrip multidimensional poverty reduction measures, including comprehensive provision of quality services. Furthermore, for those children and youth who are not currently in education, training or decent employment, and therefore may pose a threat to political and social stability, new initiatives are planned to support them to make a real future for themselves and their families. The UN will also continue to work with government, both at national level and across borders to limit or extinguish the threat to peace posed by violent extremism and conflict in the region.

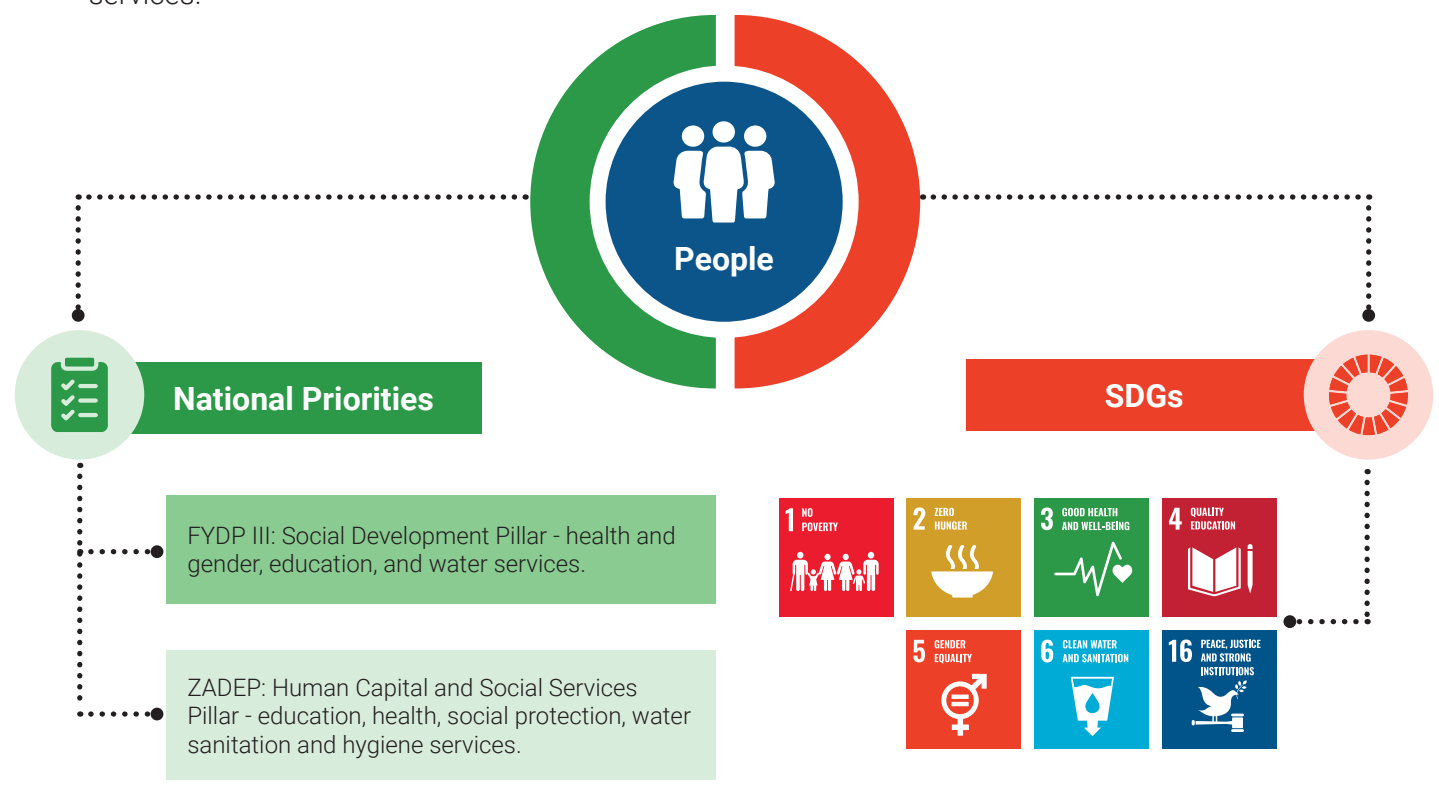
2.3 Cooperation Framework Outcomes and Partnerships

The Cooperation Framework is structured around four strategic priorities, each one of which corresponds with an outcome as is outlined below. A human rights-based approach, incorporating non-discrimination and disability inclusion, guides cooperation efforts across all priorities. Aligned with the UN Disability Inclusion Strategy, the UN commits to advancing the rights of PWDs and promotes a consistent and systematic approach to disability inclusion across its programming and operations throughout the Cooperation Framework implementation.

The UN is committed to implement the UN System-wide Action Plan on Gender Equality and the Empowerment of Women in Tanzania. Addressing structural and intersectional gender inequalities and ensuring adequate investments in gender equality is essential in achieving the Framework's expected results. The UN will, overall, make and monitor financial allocations for gender equality and the empowerment of women in accordance with global standards

2.3.1 Outcome 1

By 2027, people in the United Republic of Tanzania, especially the most vulnerable, increasingly utilise quality gender transformative, inclusive and integrated basic education, health (with particular focus on RMNCAH, AIDS, TB, malaria, and epidemic prone diseases), nutrition, WASH and protection services.



Contributing Agencies:

FAO | ILO | IOM | UNAIDS | UNDP | UNESCO | UNFPA | UNHCR | UNICEF | UNIDO | UNOPS | UNWOMEN | WFP | WHO

The people outcome contributes to the FYDP III pillar on social development and infrastructure, as well as to the Human Capital and Social Development pillar of the 2021-2026 ZADP. The interventions on human development in FYDP III focus on quality and relevant education, health, nutrition, social protection, water supply and sanitation. The UN system in Tanzania will continue to address thematic areas with poorly performing demographic indicators as identified in the CCA.

Improving basic education is key to the creation of a skilled, highly productive labour force, and essential for achieving Tanzania's growth objectives. Whilst there have been significant advances made on both the mainland and in Zanzibar, enrolment and retention at secondary level continue to be a problem. Access to quality secondary education will be expanded through multiple broad interventions tackling issues such as violence against women and girls, and equal access to education. This will help ensure that communities, including men and boys, are able to support the full and safe participation of girls in school. Availability and maintenance of WASH facilities is also essential to ensure girls' full school attendance. When girls are unable to attend school due to inadequate school water supplies, lack of sanitation facilities and menstrual hygiene products, their access to education is severely compromised. The provision of these services and related life skills empowers both girls and boys to have more control over their reproductive health and well-being. In turn, it also builds their resilience, knowledge, and confidence to participate fully in the economic, social and political process of the nation.

Whilst there have been improvements in WASH services and practices, they remain inadequate, contributing to the spread of diseases, that in turn, contribute to poor health and educational outcomes. Support will be provided to expand the use of basic and resilient WASH services

and the adoption of appropriate hygiene practices by women, children, adolescents and their families, especially the most vulnerable. Key sector institutions will be targeted to empower communities to improve their WASH status, promote investment in WASH infrastructure and the adoption of infection prevention and control procedures in schools and healthcare facilities.

The high rate of population growth places enormous pressure on state and household services. Interventions are imperative in addressing poor sexual and reproductive health outcomes among adolescent girls and young women (AGYW). Improving maternal health will include various interrelated inputs, such as prevention of child marriage and early childbearing, interventions targeting VAWC, as well as provision of inclusive sexual and reproductive health (SRH) information, education and care. Focusing on young people's education and awareness about RMNCAH will help empower them to realise their potential to be productive participants in economic activities. Furthermore, a reduction in adolescent birth rates will contribute to reductions in maternal mortality, which disproportionately affects adolescent girls.

Whilst the Government has expanded geographic access to health services, the health sector still struggles to provide both the coverage and quality of care required. Shortages of essential equipment, such as laboratory testing facilities and medical imaging at service delivery points, along with a lack of basic diagnosis equipment, are manifestations of this shortfall. Stockouts of essential medicines including blood products, although now less frequent, still occur, while the number of available health care workers in facilities remains well below the target set by the Government of Tanzania.

Increased utilisation of health services will be improved through strengthened Public Financial Management and health financing reforms



PHOTO: © UNFPA TANZANIA

geared towards increased financial resource mobilisation to ensure equity in access to health services. Additional areas of focus will include: strong and harmonised health information systems; improvements in Human Resources for Health (HRH) in terms of numbers, quality, skill mix and distribution; as well as strengthening of supply chains to improve availability and quality of medicines and medical supplies.

Interventions will support the broader health system, improving its resilience and strengthening its capacity to manage public health shocks, and enable the expansion of social protection measures. Recent gains in the control of epidemics would be safeguarded, helping to save lives, livelihoods, and by extension, supporting economic growth and development. Specific areas of focus relate to increasing access to qualified health personnel, and provision of AIDS, TB and Malaria services, while linkages to education, nutrition and WASH continue to need strengthening.

In line with National Multisectoral Nutrition Action Plan (NMNAP II), the outcome will address the triple burden of malnutrition with a focus on the most nutritionally vulnerable groups (children under five years, school age and adoles-

cent boys and girls and women of reproductive age). Joint action will focus on improving diets, practices and service delivery in the health, food, social protection, education and WASH sectors, and improved emergency preparedness and response for nutrition.

In recognising the positive benefits of violence prevention on inclusive growth and human capital, progress has been made in strengthening national plans and guidelines to enhance the enabling environment for the prevention of violence. Tanzania's National Plan of Action to End Violence Against Women and Children (NPA-VAWC) 2017–2021, requires sustained efforts to scale-up nationwide. The proportion of Government budget allocated for the protection of women and children is comparatively low in relation to the wider annual budget. Many social welfare officers at regional and LGA levels are ill-equipped to deal with the multitude of risks that confront women, children and families. The budget for training and maintenance is dependent on development partners continued financial support. Short-term investment must evolve into more sustained funding for quality and effective service delivery as part of a systems strengthening approach, as stipulated in the NPA-VAWC.

Six outputs have been identified to contribute to the achievement of the outcome result.

Harmonised legislation policies and plans for access to basic education, health (RMNCAH, AIDS, TB, malaria) nutrition, and protection services

The UN will work, in collaboration with government, parliamentarians, and other relevant institutions to create a legal and policy framework that focuses on reducing inequalities faced by those left behind. Specific emphasis will be placed on ensuring that the rights of the most vulnerable groups are comprehensively reflected in legislation, policies and plans. The UN will provide technical and financial support to strengthen duty bearers' capacities to generate legal evidence and integrate and adapt international and regional commitments and frameworks into national policies, guidelines and plans. Additionally, capacities of key stakeholders for the enforcement and application of international commitments to implement and report on global commitments will be supported.

Updates to sector specific strategies and frameworks will be undertaken. These include updates to the revised education and training policy; education sector and health sector strategic plans, for both mainland and Zanzibar; the national strategic plan for school WASH (SWASH); the Nutrition Sensitive Agriculture Action Plan (NSAAP); the NPA-VAWC; the Third Five-Year Strategy for Progressive Child Justice Reform 2025/26-; and HIV/AIDS, TB and Malaria National strategic and operational plans aligned to the global targets for 2025 and 2030. The UN will also use advocacy, community mobilisation and policy dialogues to enable communities to exercise their agency and voice to influence reforms. Young people, including adolescent girls and vulnerable populations, at national and sub-national levels will be equipped with skills and knowledge on leadership, participation, and meaningful engagement in decision-making.

They will advocate for the right to sexual and reproductive health and rights, and a life free of HIV, violence and discrimination, with increased access to comprehensive sexuality education (CSE) and services.

The UN will also work to enhance social accountability and strengthen civic engagement in community problem identification and development of solutions. The capacities of communities to advocate for reducing inequalities in accessing HIV, TB and Malaria services will be strengthened. Efforts will be made to support underserved communities' participation in decision-making.

Improved capacities for the implementation and coordination of effective and inclusive multisectoral responses

The UN will support the capacities of duty bearers to implement and coordinate the fulfilment of legislation, policies and plans related to the outcome result. The technical expertise of national authorities, relevant line ministries, and the capacity of relevant national authorities (including sharing of best practices and South-South learning), will be strengthened for multi-sectoral and multi-stakeholders' coordination, accountability, and strategic planning at national and subnational levels.

Stakeholders, including the private sector, will be supported to mainstream, scale-up and sustain the gains achieved through programmes in HIV, TB and malaria responses, with special focus on those left behind. Multisectoral coordination and approaches to address the risks and drivers of malnutrition, and strengthen inclusion of refugees into the national, regional and district health plans and policies will also be addressed. The capacity of protection stakeholders will be strengthened to coordinate implementation of a protection system at scale, including strong alignment and functioning of coordination mechanisms and processes, as outlined in na-

tional plans and strategies. The UN will engage and empower PLWHA, people affected by HIV, TB and Malaria, their networks/associations, key and vulnerable populations, and indispensable decision-makers for the HIV response, towards the domestication of the 2021 Political Declaration and the 2021/26 Global AIDS Strategy to end AIDS, and the sustainable development agenda of ending the three epidemics.

Domestic and external resource mobilisation and management

Through this output result, the UN will support efforts to generate adequate and sustainable financing for interventions related to basic education, health, nutrition, WASH and protection services, including support from development partners and domestic resources. Technical and financial support will go to increasing government capacity to lobby, mobilise and use both internal and external resources efficiently and in a transparent manner. In addition, support will be provided for the review and finalisation of

resource mobilisation strategies for integrated RMNCAH, AIDS, Malaria, nutrition and protection. Advocacy for the Government to increase allocation of funds for basic services and health financing for RMNCAH within the framework of Universal Health Coverage (UHC) will be supported. This output result links to the work that will be undertaken around data collection and analysis, so that development partners are able to provide financial assistance to projects that are clearly backed by evidence of effectiveness. Leveraging private and public partnerships (PPPs) to increase private sector contributions to the health sector will support advancement of improved social services related outcomes.

In addition, the UN will work with duty bearers to intensify system-wide accountability and transparency, to bring about value for money in working to eliminate all preventable maternal mortality and morbidities; end the epidemics of AIDS, TB and malaria; and eradicate violence against women, girls and youth. It will also work to elim-



PHOTO: © WFP TANZANIA

inate the unmet need for family planning that constrains the rights and wellbeing of women and young people and limits their potential. Silo projects aiming at maternal mortality reduction will be minimized for optimal results and financial efficiency.

Effective, efficient and quality service delivery

Under this output, the UN system will work to meet the three dimensions of Universal Health Coverage: Increasing the services that will be produced, supporting health financing options that are fair and sustainable, and increasing coverage of utilisation of health services. Service providers (health, social welfare, education/teachers, community development workers) will have their knowledge and skills further enhanced to integrate and provide quality, gender-sensitive, and inclusive sexual and reproductive health services. This will include modern contraception and HIV counselling and treatment, especially for the most vulnerable populations of adolescents and youth. Capacities of civil registrars at ward and health facility level will also be enhanced to provide registration services of vital events (e.g., births and deaths).

Professional skills and competencies will be expanded for the early detection of signs of complications and prompt management of post-partum haemorrhage (PPH), and prevention of pre-eclampsia and eclampsia. This will also cover managing intrapartum and postpartum care based on national evidenced-based guidelines, and focus on strengthening the capacity of health workers at all levels for the provision of method mix and rights-based family planning services.

Frontline (health facility, community health and extension) workers will be supported to acquire improved knowledge and skills to deliver nutrition services, including counselling on improving dietary intake for all age groups They will promote Early Childhood Development through the adop-

tion of good care and parenting practices, and improved WASH and health-seeking behaviours. This will extend to supporting critical life-saving WASH and infection prevention and control services for families with under-fives in communities, refugee settings and in health care facilities. Micronutrient supplementation will be delivered within the package of antenatal care for a positive pregnancy experience, which includes maternal nutrition counselling and preparation for a positive lactation experience. The inclusion of women, children, adolescents, PWDs and other vulnerable groups in planning and decision-making will be supported, along with advocacy for the institution of legislation that ensures equity and civic participation in WASH/nutrition programme planning, decision-making and participatory monitoring at all levels.

The UN will engage in advocacy and evidence-based policy dialogue to ensure political will and efficient approaches on policy adoption and implementation. Health care managers and health care workers (public and private) will be capacitated on innovative strategies for the identification, prevention and management of HIV, TB and Malaria in left behind populations, including implementation of service delivery models that lead to optimisation of treatment.

System strengthening will be supported through capacity building, development/revision of guidelines, technical support, multisectoral coordination and linkages through enhancement of forums and platforms for dialogue between public/private and non-governmental organizations (NGOs), and communities. Further support will be forthcoming towards comprehensive and integrated approaches to RMNCAH, with a focus on readiness, functionality and resilience of the delivery systems.

Laboratory personnel (public and private) will acquire skills and capacities on new diagnostic methods and technology for HIV, TB and Malaria

to provide quality diagnostic and monitoring services. National and local authorities will be empowered to safeguard and monitor the provision and continuity of essential health services with particular focus on HIV, TB and Malaria services during public health emergencies, including the COVID19 pandemic. Efforts will be stepped up towards leveraging PPPs to increase local production of medicines, medical products and medical devices.

Procurement and supply chain systems capacity will be enhanced to ensure constant availability of quality medicines and commodities and minimise on expiries. Skills and knowledge on supply chain logistics will be provided to facilitate access to comprehensive health services.

Enhanced multisectoral coordination and integration on data collection, analysis, sharing and use

Advocacy and dialogue with policy and decision-makers on investment in digitalisation for improved data quality and availability will form a key area of focus under this output. The UN will support multisectoral collaboration on strengthening data collection, analysis, sharing and use. This entails strengthening the leadership and capacities of health and education coordinators across the board. Technical support will also be provided at the national and subnational levels, for improvements and increased efficiency in disaggregation, interpretation and use of data for planning and decision-making. This will include utilising national household surveys and administrative data, such as Health Management Information Systems (HMIS) and Educational Management Information Systems (EMIS).

The UN will strengthen capacities for an improved VAWC protection system at scale. It will also facilitate an improved evidence base with research/studies to inform quality, effectiveness and efficiency of the child and adolescent sex-

ual and reproductive health and rights (SRHR) system, and design strategies for going to scale. Training, technical support and mentoring on design and implementation of operational research around effectiveness of SRHR, HIV and VAWC prevention and response, including measuring the impact of social behaviour change communication (SBCC) will be provided.

The development of systems and mechanisms (online platforms, dashboards and mobile phone applications) will be supported to assist the scale-up of evidence-based policymaking and planning. This will help advance the implementation of the National Accelerated Action and Investment Agenda for Adolescent Health and Wellbeing (NAIA-AHW), the NPA-VAWC and Second Five-Year Strategy for Progressive Child Justice Reform.



PHOTO: © UNICEF TANZANIA

The UN will strengthen the linkages between maternal and perinatal death surveillance and response (MPDSR), District Health Information Software 2 (DHIS2), HMIS and the Quality of Communication (QOC) team/committee. It will enhance the use of standardised tools to capture and monitor maternal death data and support granular data (region, district, council,

health facilities, age, sex etc.) to identify populations and locations left behind. In addition, the UN will promote the use of clinical nutrition information systems to track noncommunicable diseases (NCDs) and work with the private sector to enhance their knowledge and skills to generate and utilise nutrition data. Expertise will be shared to enhance the capacity of Civil Society Organizations (CSOs) and community groups in the monitoring and identification of early signs of food insecurity among PLWHA using Care and Treatment Centres and Community Led Monitoring systems.

Working with communities to address negative social norms

The UN recognises that communities can play an active role in combatting the negative social norms and values that perpetuate child marriage, early pregnancy, sexual violence, and gender bias, and constitute barriers to contraceptive access and comprehensive sexuality education. The UN will engage key stakeholders/gatekeepers (parents, elders, faith-based leaders, teachers) at the community level to work on enhancing community engagement through social mobilisation and other methods. Strategies include the adoption and scaling up of innovative approaches and use of existing technologies, including social media and radio, to increase access to age-appropriate, gender-sensitive and accessible SRHR, HIV and VAWC prevention information to children and adolescents, as well as their parents and caregivers.

Champions will be identified who can advocate for integrated WASH and nutrition interventions using SBCC. Local leaders and influencers will be actively engaged in these interventions, and male partners will participate in promoting gender equality and respect in relationships. Women, men, adolescent boys and girls, caregivers and other influencers will increase their knowledge of appropriate pro-nutrition practices, including parenting, sanitation and hygiene, household



PHOTO: © WHO TANZANIA

water collection, treatment, safe storage without protection risks, and physical activities.

Leaving no-one behind: The proposed interventions are primarily targeted at reaching those left furthest behind, which includes a wide-ranging section of the population, including: adolescents, girls and women of childbearing age, breastfeeding mothers, new-borns, infants, PWDs, migrants, PLWHA, pregnant and lactating mothers living with HIV, key populations at higher risk and vulnerable to HIV, FGM and child marriage; AGYW in migrant populations and refugee camps.

Geographically, this includes rural and urban poor (particularly Dar es Salaam, Dodoma, Simiyu, Singida, Shinyanga, Kigoma, Mwanza, and in Zanzibar – Unguja and Pemba); regions with HIV prevalence in 15-49 above national average (4.7 per cent), and/or with antiretroviral therapy (ART) coverage at 81 per cent and below, Malaria High Risk Regions (Kagera, Kigoma, Ruvuma, Katavi, and Geita); refugee camps and immediate host communities.

Sustainability

All the interventions described focus on strengthening the capacities of decision-makers to reduce inequalities in access to services. Strengthening the multisectoral nutrition information system will ensure that the principle of

LNOB is adopted through analysis of disparities across socioeconomic groups, gender and geographic location. Improving the enabling environment will strengthen the capacities of communities to advocate against inequalities in access to services and increase communities' participation on decision-making.

Programs will continue to be implemented through existing functional government systems and be integrated in the Medium-Term Expenditure Framework (MTEF) and other government funding modalities. Evidence-based innovations that have been introduced for HIV, TB and Malaria during the COVID 19 pandemic need to be scaled up so that services can continue to be provided. Capacities of national/sub-national institutions and communities will be strengthened to advance the SDG 2030 agenda. Increasing blended and domestic financing is of paramount importance for the country. Empha-

sis on strengthening resource mobilisation and efficiencies in programme implementation in particular domestic funding will go a long way in ensuring sustainability.

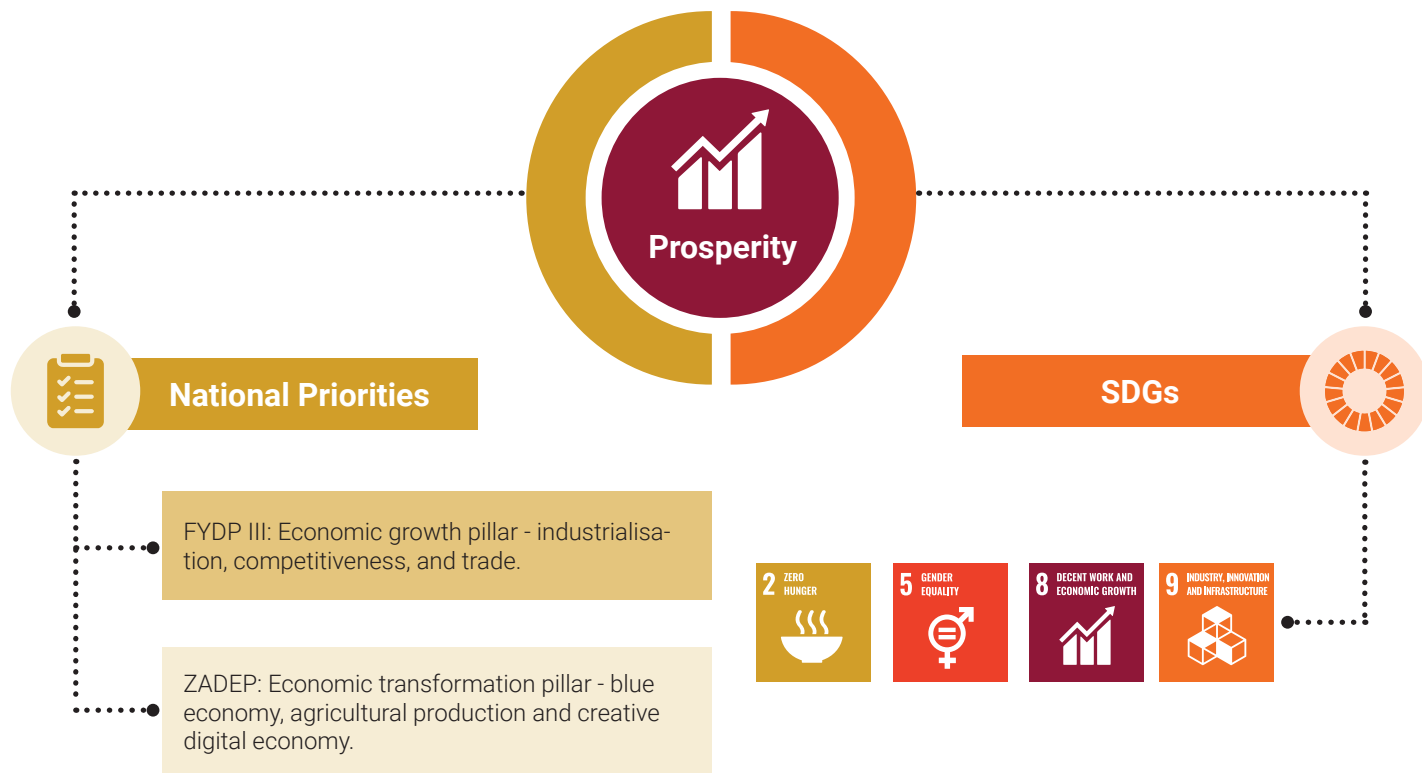
Partnerships

Through these interventions, the UN will enhance coordination among supply chain stakeholders including the regional secretariats, district councils, the private and faith-based sectors, academia, professional organizations, CSOs, as well as communities. This will improve collaboration, maximise limited resources and avoid duplication of efforts. In addition, there will be strengthening of PPPs for HIV, TB and Malaria interventions, and further development of private sector engagement and partnerships for local production and supply chains for fortified staple foods, supplements, healthy food and beverages as well as sanitation and hygiene products.



2.3.2: Outcome 2

By 2027, people in the United Republic of Tanzania working in MSMEs and small-scale agriculture, especially the most vulnerable, achieve increased, more sustainable productivity and incomes with more equitable access to productive resources.



Contributing Agencies:

DESA | FAO | IFAD | ILO | ITC | UNCDF | UNCTAD | UNDP | UNESCO | UNEP | UNFPA | UN Habitat | UNIDO | UNOPS | UNWOMEN | WFP

The prosperity outcome contributes to both the national FYDP III economic growth and infrastructure pillar and the economic transformation pillar of ZADEP. The outcome is specifically aligned to the interventions for deepening industrialisation and service provision, together with investment and trade promotion, particularly those related to agriculture, manufacturing, science technology and innovation, and the blue economy. The CCA shows that economic growth is primarily benefitting wealthier urban households. In line with the UN system's commitment to ensuring that no one is left behind, a key focus of this outcome is on ensuring that the majority of Tanzanians, who rely on small-

holder agriculture and in MSMEs for their livelihoods, are included in any prosperity measures.

The World Bank estimates that 75.5 per cent of the poor in Tanzania are dependent on agriculture for their livelihoods. Most agricultural production in Tanzania still occurs within smallholder farm units of 2ha or less. The majority of farmers produce staple crops, with maize being the most commonly grown. Some smallholders also grow higher value cash crops (mostly horticulture). About 50 per cent of smallholders raise livestock for consumption and sale. Smallholder farmer households are mostly led by men (39 per cent of whom are aged 50 years and above),

typically with education up to primary level. Low levels of educational attainment and the geographical concentration of secondary and tertiary sectors indicate that, for the immediate future, a simple sectoral transformation from agriculture to industry and services will not be sufficient to create employment opportunities of the type and scale required for significant poverty reduction. Interventions within the agricultural sector to improve productivity and decent employment prospects for all, including the burgeoning youth population, will be required.

The broad direction planned for agriculture in the FYDP III places emphasis on competitiveness, forward and backward linkages to other sectors, and increased investments in research and development, targeting strategic crops to improve both value and productivity. In Zanzibar, the Government hopes to improve productivity using climate smart, environmentally sustainable techniques and modern technology to simultaneously free up labour to secondary or tertiary sectors, increase export revenue and improve food and nutritional security, whilst protecting habitats for ecotourism.

The government's current Agricultural Development Strategy (ASDP II, 2017/18-2027/28) asserts that the majority of agricultural products in Tanzania continue to be of poor quality, are non-responsive to markets and therefore secure low prices. This is due to limited uptake of technologies that could alleviate issues related to quality control and productivity. Recently, agricultural trade has been further affected by COVID-19, with disruptions in air travel, road transport and price increases, making imports more expensive and exports more difficult.

ASDP II seeks to increase productivity, commercialisation and incomes of smallholder farmers for improved livelihood, food and nutrition security. Measures currently underway include policy reforms to liberalise agricultural inputs and

outputs, plus support to transform subsistence smallholders into commercial farmers through increased productivity of target commodities within sustainable production systems. Technological innovations along the agricultural value chain will also be accelerated.

Moreover, improvements to rural infrastructure (including expansion and modernisation of irrigation) are planned, alongside support for trade-related capacities to meet the increasingly complex quality and logistical requirements of domestic, regional, and international markets. The focus will be on selected agricultural commodities that offer the most potential to raise rural (on- and off-farm) incomes.

MSMEs

Approximately 95 per cent of businesses in Tanzania are MSMEs engaged in non-farm activities. These are mostly in trade (55 per cent), followed by accommodation and food services (26 per cent), and manufacturing (14 per cent). Women-run MSMEs account for 54.3 per cent. MSMEs represent approximately 35 per cent of GDP and account for 23.4 per cent of total employment. Latest figures suggest less than 40 per cent of MSMEs survive beyond the first five years of operation. Challenges that contribute to this failure include: insufficient access to credit and infrastructure; regulatory constraints to formalisation (often a gateway to support); low levels of education and technical/business development skills; as well as high dependence on imported intermediate goods.

The experience of lower MICs suggests that improving SME productivity is key to poverty eradication, especially amongst women and youth. The SME Policy (2003)—which is currently under review acknowledges the role of the sector in employment creation, income generation and as a base for industrial development and broader economic transformation.

The UN in Tanzania will work on ensuring that



PHOTO: © WFP TANZANIA

those working in MSMEs and small-scale agriculture, especially the most vulnerable, achieve increased and more sustainable productivity and incomes, along with more equitable access to productive resources.

The focus under this outcome will be on five key outputs.

Establishing a gender-responsive, inclusive, evidence-based policy and regulatory framework to address the needs of MSMEs and small holder farmers

The UN will work with public and private institutions to review and develop policies and legislation related to MSMEs and agriculture value chain development. It will also support ongoing policy reforms to liberalise agricultural inputs and outputs, and aid the transformation of subsistence smallholders into commercial farmers through increased productivity of tar-

get commodities within sustainable production systems. This includes support to finalise the review and update of the SME Policy (2003) and the Sustainable Industrial Development Policy (SIDP) 1996-2020.

The UN will share state of the art lessons in global industrial policy to support industrial policymaking in Tanzania. This two-pronged approach includes: (i) tapping into changes in global value chains to promote local MSME involvement in labour-intensive light manufacturing for export, developing opportunities within Africa through tighter integration to the African Free Trade Area, and globally, by leveraging comparatively lower labour costs in Tanzania; and (ii) promoting newer services sectors, such as in ICT, tourism, agro-business/horticulture related areas, that are contributing to 'non-smokestack' industrialisation and economic transformation in Africa. Central to all efforts will be consider-



PHOTO: © WFP TANZANIA

ation of how these developments affect the livelihoods of the poorest and most marginalised groups engaged in smallholder agriculture and MSMEs. Mainstreaming gender and inclusion into all smallholder producer and MSME-related policies, plans and programmes is fundamental to ensuring full participation by communities and rights holders, from development processes through to implementation.

Generation and use of quality (timely and reliable) agricultural and MSME data

The UN will work with the National Bureau of Statistics (NBS) on the mainland and the Office of the Chief General Statistician (OCGS) in Zanzibar, towards a more sophisticated and innovative approach to the production, use, analysis and visualisation of disaggregated data. This will help to inform evidence-based decision-making and policy reforms, as well as monitoring and reporting on the SDGs. UN efforts, amongst others, will go towards monitoring of the relevant SDGs and implementation of Agriculture Statistics Strategic Plan (ASSP).

Specific support will be provided to the development and operationalisation of integrated

databases for planning, monitoring and supporting MSMEs and small-scale farmers. Disaggregated data including age, geography, sex, migratory status, analysis will inform planning, policymaking and investments related to agricultural statistical systems. The capacity of the relevant institutions such as Tanzania Cooperative Development Commission (TCDC), to provide up-to-date and accurate data on cooperatives in the country will be further enhanced through improved data collection systems. This will be undertaken while ensuring linkages with the broader data ecosystem.

Recognising the importance of having real time labour market data and information to engage in production market information systems, the UN will enhance existing labour market information systems and data gathering to ensure that disaggregated information is captured and processed, feeding monitoring and forecasting. Support will be given to generate tools to evaluate natural capital and facilitate the shift to sustainable production and consumption. The capacities of agricultural stakeholders to use digital and geo-spatial data and information to inform planning and decision-making will be fur-

ther enhanced, while support will be provided to strengthen gender-responsive and innovative market-led research, agriculture extension services and information systems.

Institutions (public and private) provide gender-responsive, market-oriented, quality programmes, infrastructure/facilities, products, and services to MSMEs and small holder farmers:

The UN will continue to work with business and trade, and all related institutions to provide gender-responsive, market-oriented, quality programmes, products and services to small-holder farmers and MSMEs. The focus will be on promoting strategic partnerships, including PPPs, Public Private Community Partnership (PPCPs) and South-South Cooperation (SSC) to attract resources, expertise, technology, trade and investment to transform the agriculture and MSME sectors.

Business Development Services providers (including extension services) will be supported to provide gender-responsive demand driven services. Noting that smallholder farmers continue to depend on low technology farming methods/practices, leading to poor production and productivity, the UN will work on strengthening the capacities of relevant institutions and service providers for the uptake of climate smart agricultural approaches. A key element under this outcome is the provision of support of gender-sensitive infrastructure development.

Emphasis will be placed on promoting innovative, affordable, and inclusive digital and financial services to smallholder farmers and MSMEs. Financial and non-financial guarantee schemes for MSMEs and small holder farmers for secured production and business sustainability will also be promoted.

Furthermore, MDAs, LGAs, business, trade, investment, industrial, agribusiness, financial, and

other public and private institutions responsible for smallholder and MSME interventions will be supported to develop and implement inclusive market-led strategies and programmes that take into consideration the different challenges and needs of all sections of the smallholder and MSME community, particularly those most left behind.



A key component of UN work in this area is the support that will be provided to encourage public and private programmes that recognise skills gained in the informal economy by both women and men, including youth and PWDs.

Smallholder food producers, particularly women and youth adopt innovative, climate resilient practices

A key focus on the rights holders under this outcome sees the UN work on supporting the formation, formalisation and effective operationalisation of cooperatives and farmers associations with a focus on women, youth and PWDs. In addition, the UN will enhance the capacities of the producers to take up innovative production processes and technologies to improve agricultural productivity and associated income. Key to this will be the adoption of good agronomic and

climate smart practises and technologies, incorporating farming diversification and climate smart value addition.

The UN will advocate for inclusion of smallholder producer representation in economic decision-making bodies and strengthen inclusive business models. In line with the National Agriculture policy, the UN will enhance forward and backward linkages along the food value chains and improve producers' access to timely agricultural supply and market chain information.

Participation of women, persons with disabilities and youth in national, regional and international trade and sustainable business development and growth

The focus on rights holders will involve enhancing gender responsive leadership and business management skills for MSMEs, in particular those led by women, PWDs and youth. Aspects that will be addressed include value addition, diversification, handling, processing, packaging, storage, marketing and transportation. Further, MSME compliance with voluntary and mandatory national/regional/international standards for access to markets will be an essential area of UN support. Building capacities for business formalisation and improving working conditions will be pursued, along with enhancing access of MSMEs to demand driven innovative financial products and services.

Interventions under this outcome target the removal of structural barriers and promote equal rights and access to land and productive resources (land, water, information, technology, finance, etc). Increased agricultural productivity would improve access to diversified low-cost nutritional foods, leading to health benefits for both adults and children. Educational outcomes would be enhanced given the link between malnutrition and cognitive development, with longer-term positive impacts upon labour productivity and economic growth. Further to this, the drive for climate smart, more productive agri-

culture and value addition should support more sustainable use of resources.

Partnerships

Partnerships remain essential to the achievement of this outcome. The UN will establish integrated partnerships with key stakeholders to leverage knowledge and resources to strengthen action and catalyse private sector investments for MSMEs and agricultural development. Specific engagement will be sought with the private sector e.g., telecommunication companies and banking institutions to facilitate the business environment suitable for MSMEs, such as provision of business development services, financial literacy and access to credit.

Leave No-one Behind

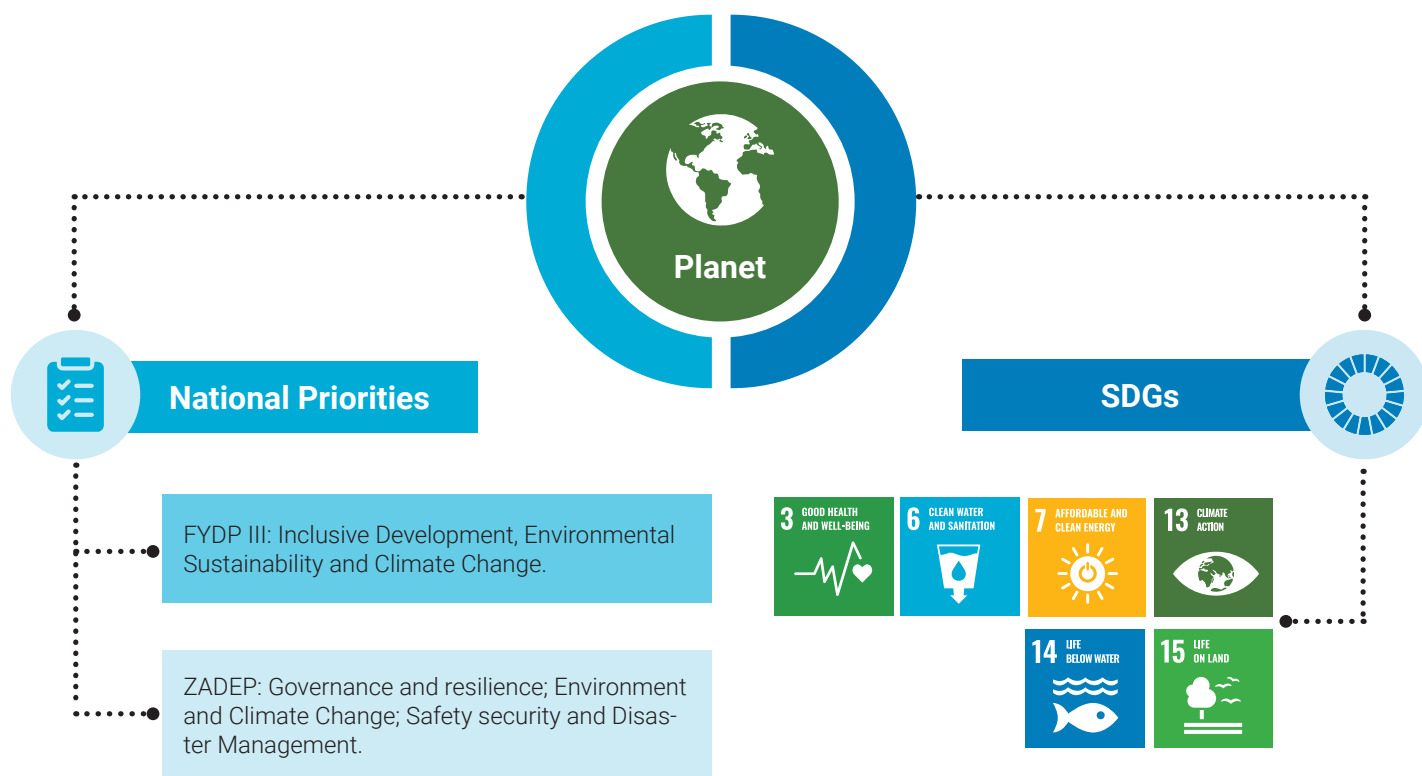
The specific groups of people that this outcome will support are primarily vulnerable populations such as people living in extreme poverty, women, youth and PWD, including those from remote and underserved rural communities. Efforts will be made to build their skills, strengthen resilience and empower them to participate in decision-making. This will go hand in hand with support towards the Government to integrate the concerns of vulnerable populations into policies, plans and strategies, as well as public and private institutions to ensure that products and services provided are inclusive and gender responsive.

Sustainability:

The Government will be engaged from the onset to ensure buy-in and sustainability of results from smallholder production and MSME interventions. The UN will also strengthen the capacity of key public and private sector institutions through trainings, knowledge exchange and south-south cooperation. They will continue to contribute towards improving policy and planning frameworks, and put in place data management systems for better planning and monitoring.

2.3.3: Outcome 3

By 2027, people in the United Republic of Tanzania, especially the most vulnerable, contribute to and benefit from more inclusive and gender-responsive management of natural resources, climate change resilience, disaster risk reduction and increased use of efficient renewable energy.



Contributing Agencies:

DESA | FAO | IFAD | ILO | IOM | UNCDF | UNDP | UNEP | UN Habitat | UNHCR | UNICEF | UNIDO | UNOPS | UNWOMEN | WFP | WHO

The third outcome of the UNSDCF contributes to the FYDP III interventions on inclusive development, environmental sustainability and climate change. It is aligned with the ZADEP pillars on governance and resilience, environment and climate change and safety, security and disaster management. The outcome seeks to ensure that “by 2027, people in the United Republic of Tanzania, especially the most vulnerable contribute to, and benefit from more inclusive and gender-responsive management of natural resources, climate change resilience, DRR and increased use of efficient renewable energy”.

Effective conservation and sustainable manage-

ment of natural resources has the potential to reduce poverty and empower vulnerable communities, including the urban poor, migrants, refugees, small farmers and producers as special interest groups. By building climate change resilience, people in the United Republic of Tanzania, and especially those most vulnerable, will be able to adapt to the consequences of climate change and thereby reduce the impacts of related shocks. Investment in DRR ensures a nation’s resilience against emergencies. A change towards the increased use of efficient renewable energy is not only economically important, but also essential for climate change mitigation, and is significantly linked to national ambitions

to reduce carbon dioxide emissions. Furthermore, making alternative energy sources available to more vulnerable communities improves the health of women and children by limiting exposure to indoor air pollution, which puts them at risk of respiratory diseases, and lessens the incidences of long-term degenerative changes caused by head-loading wood over long distances. Issues of rapid urbanisation, pollution and waste management are key for environmental sustainability. The UN will work on identifying innovative methods and projects involving youth and women, such as “WasteX” in Zanzibar, where solid waste is recycled/ upcycled. A shift toward a sustainable circular economy is key, in conjunction with unlocking the potential of the blue economy to accelerating economic development and growth.

To achieve this outcome, the UN system in Tanzania will focus on the following five areas:

Enhanced capacities of MDAs and LGAS to formulate, coordinate and monitor policies, regulations, strategies and plans

Under this output area, the UN will provide support to MDAs to review and develop sectoral policies, strategies and regulations to integrate inclusive and gender-responsive management of natural resources, climate change resilience, DRR and increased use of efficient renewable energy. Particular focus will be placed on the strengthening and streamlining of policy and regulatory processes and financial incentives for renewable energy. This includes a focus on climate change financing, including development and implementation of the blue economy sup-



PHOTO: © UNHCR TANZANIA

port framework, as well as related multi-lateral agreements. Further, technical support will be provided to LGAs to formulate strategies, plans and budgets that promote climate change resilience, DRR and increased use of efficient renewable energy.

Increased capacities for data generation, analysis and use

The availability of and access to quality and timely data for monitoring and reporting on climate change resilience, DRR and renewable energy plays an essential role towards the achievement of this outcome. The UN will provide technical and financial support to selected institutions to develop integrated [interoperable and interconnected] data management systems. It will strengthen capacities for the inclusive and gender-responsive management of natural resources, climate change resilience, DRR and increased use of efficient renewable energy. The UN will also reinforce skills for operationalisation of tools and technologies for data management related to these important environmental issues. In addition, support will be provided to institutional structures to coordinate and manage data across the data value chain, strengthening capacities for data quality assurance and control and promoting access to data, sharing use and coordination protocols to enhance quality planning and decision-making on the related areas.

Increased research and development, innovation and technology development capacity

The UN will place emphasis on the development of innovative tools and technologies for promoting the use of renewable and efficient energy efficient sources. Interventions will focus on enhancing research capacity on the management of terrestrial and marine protected areas. It will support pilot testing and market development of more efficient charcoal production, briquetting, improved cookstoves, bioethanol, agricultural waste and biogas. The UN will advance re-

search, innovations and technologies to address pollution and minimise the release of hazardous chemicals and materials on water sources (conservation of water catchment areas), land and air. Attention will also focus on small-scale gold mining, which uses mercury, causing environmental pollution as well as physical and mental disabilities and compromised development in children. The UN will further enhance institutional capacity for the development and coordinated implementation of a research and development agenda on natural resource management, climate change resilience, DRR and increased use of efficient renewable energy. Using the research, resource efficient technologies and practices, including support to mitigation efforts for productive sectors, will be promoted.

Increased service delivery capacity for efficient and effective natural resources management, climate change resilience, DRR, access to and use of efficient renewable energy

The UN will work with MDAs and LGAs for the adoption of innovative and resource efficient technologies, tools, infrastructure and systems to support service delivery to enhance climate change resilience, DRR, renewable energy access and blue economy growth. This will include: strengthening service delivery institutions to access and use timely information, including early warning systems for informed planning and decision-making; increasing adaptive capacity to mitigate climate-related hazards and natural disasters; developing processes to integrate climate change measures into national policies, strategies, and planning; and enhancing development and implementation of sustainable blue economy growth. A focus on rights holders will see the UN system promote community-based interventions for enhanced efficient use of resources and protection of biodiversity.

Harness innovation, partnerships and encourage investments

The UN will focus on building the capacity of

MDAs and LGAs to develop incentives for the participation of private sectors and other non-state actors in service delivery. Further, support will be provided for the development of innovative financing mechanisms to enhance government and non-state actors' ability to access and effectively use international climate financing resources. At the community level, the UN will advocate for public-private-community partnerships to scale up investments in management of natural resources, climate change resilience, DRR and increased use of efficient renewable energy.

Partnerships

Partnerships with both duty bearers and rights holders are essential for interventions in this area to succeed. Specific partnerships with the private sector will be established to strengthen

capacities to undertake research and development of innovative service delivery solutions.

Leaving no one behind

The population groups targeted through this outcome include poorer and more remote households. rural poor, young women, PWDs plus refugees (urban and camp based) Geographically; Mbeya, Morogoro, Dodoma, Shinyanga, Longido, etc.

Sustainability

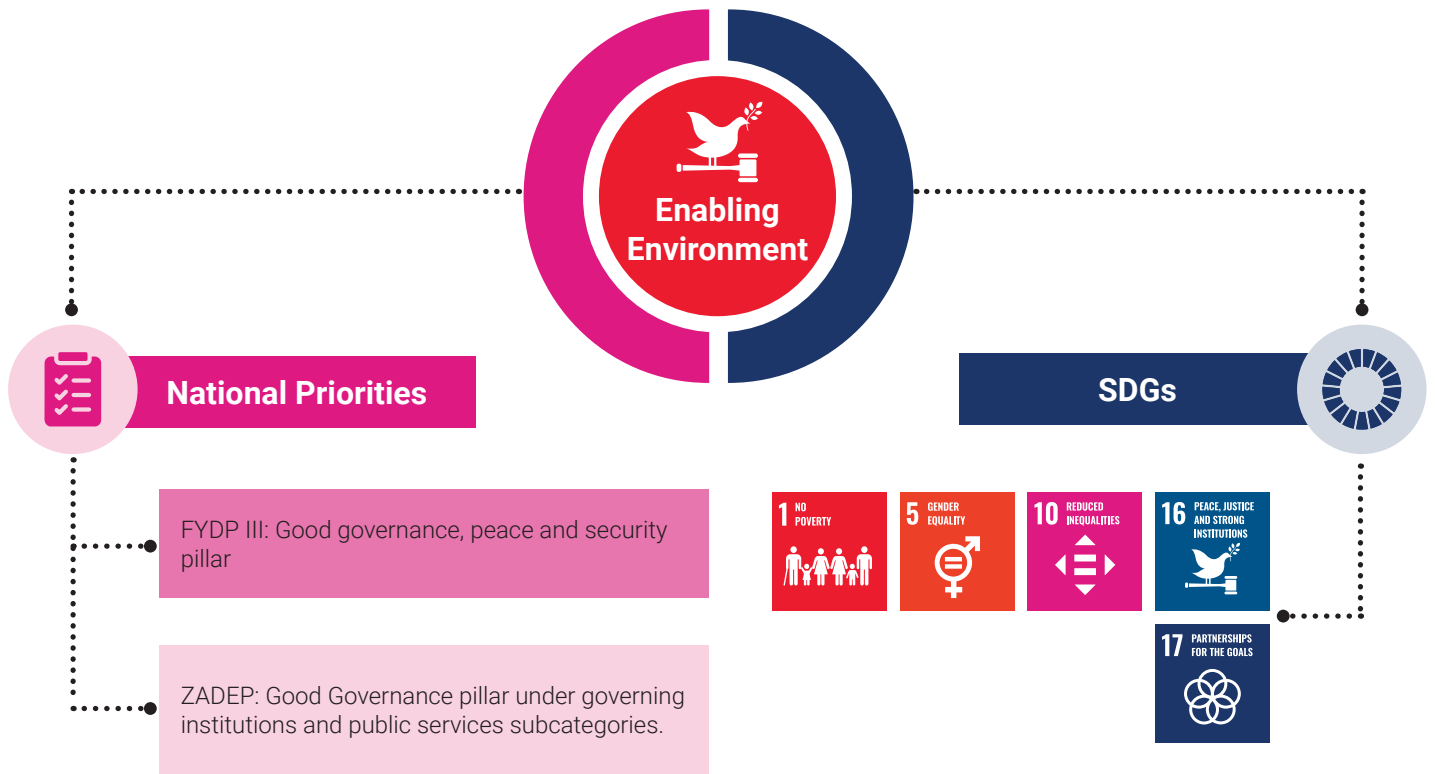
Sustainability will be built into the interventions through the strengthened capacities of duty bearers to develop legislation and implement and coordinate initiatives. These measures will help communities to become empowered and capable of managing local natural assets and resources.



PHOTO: © UNICEF TANZANIA

2.3.4: Outcome 4

By 2027, people in the United Republic of Tanzania, especially the most vulnerable, participate in and benefit from government institutions and systems that promote peace and justice, are gender responsive, inclusive, accountable and representative, and are compliant with international human rights norms and standards.



Contributing Agencies:

DESA | FAO | ILO | IOM | OHCHR | UNCDF | UNDP | UNEP | UNESCO | UNAIDS | UNFPA | UNHCR | UNICEF | UNIDO | UNOPS | UNWOMEN | WFP | WHO

The enabling environment outcome is aligned to the interventions for human development in the FYDP III, where the focus is on good governance and rule of law, effective and efficient justice service delivery system, peace security and political stability. It contributes to the governance and resilience pillar of the ZADEP. Under this outcome the UN will work to support renewal of the social contract and closing the gap between the people and the institutions that serve them, as outlined in the Secretary General’s report on “Our Common Agenda.”

The CCA highlights systemic institutional and

capacity gaps in the current governance framework of the United Republic of Tanzania and the Revolutionary Government of Zanzibar. These gaps undermine SDG achievement, create barriers for duty bearers to perform their functions in line with international norms and standards internal norms and standards, and prevent rights holders (particularly women, children, youth, PWDs, migrants, refugees, workers, and PLWHA) from fully exercising their rights.

Change in this area is desirable and of value for diverse groups of women, men, boys, and girls, for several key reasons. Firstly, because creat-



PHOTO: © UN WOMEN TANZANIA

ing an enabling national and local governance framework, underpinned by gender, age and disability sensitive policies, legal, regulatory, and institutional frameworks, is a prerequisite for the realisation of all SDGs, as well as regional and international human rights commitments, including those pertaining to gender equality, peace and security and the humanitarian and development nexus. Secondly, the changes matter because establishing more gender responsive, inclusive and representative governance institutions and systems expands opportunities for diverse rights holders and representatives from marginalised groups (particularly women, children, youth, PWDs, migrants, refugees, workers and PLWHA) to take on leadership roles, and participate in and influence the decisions that impact their lives. This will not only ensure services meet the needs and priorities of rights holders but will also strengthen their ability to enjoy fundamental rights and freedoms, as well as increasing democratic legitimacy and accountability of public bodies and strengthening social cohesion. Finally, realising results in this area will also contribute to and complement the results articulated in the other three UNSDCF outcomes.

Increased capacities to effectively manage democratic processes and deliver transparent, gender-responsive, inclusive and accountable public services

Under this output result, the UN will focus on developing the capacity to establish more effective systems to facilitate policy-making, oversight, accountability, democratic processes, representation and accelerated public service delivery in MDAs, LGAs and other governance institutions.

Additionally, there will be a focus on embedding “transformative leadership, for men, women, youth and PWDs,” with the capacity to motivate others to innovate, perform and inculcate change of attitude in MDAs and LGAs. Governance institutions will be supported and equipped with e-governance, ICT and innovative systems for more inclusive, accountable and transparent systems in Public Service Management. Further to this, efforts will focus on promoting the adoption of service delivery charters to strengthen accountability and transparency of MDAs and LGAs. At the community level, the UN will facilitate community engagement to inform policy dialogues and options. Youth participation platforms will provide opportunities for marginal-

ised youth, including those with disabilities, to be represented, and ensure that their concerns are integrated into broader decisions pertaining to youth development, health and wellbeing.

Strengthened capacities to promote and protect access to information

UN agencies working to deliver this output result will engage in evidence informed policy dialogues, research, and integrated media engagement. Specific emphasis will be placed on systems strengthening – reinforced implementation, monitoring and reporting on national strategies for communication, media development, access to information, safety of journalists, preservation of documentary heritage and science, technology and innovation (STI). The overall focus will be on improved national co-ordination of information and communication on thematic issues (VAWC, climate change, access to justice, disasters and emergencies and COVID 19, STI), benchmarking national laws and policies to international standards, and monitoring and evaluation frameworks. In working with rights holders, the UN will undertake community engagement, including social mobilisation and social accountability through – civic education, social dialogues, community outreach, media and information literacy, SBCC, life skills education, digital innovation and open solutions, with the aim of building resilient and cohesive communities. The UN will support the leveraging of to promote financing and resource mobilisation, expansion of infrastructure and services, journalism, education and research, technology and digital skills.

Enhanced capacities to produce, manage, coordinate and use fully disaggregated data

This output focuses on strengthening national statistical systems for the generation of reliable, timely, disaggregated data to inform evidence-based gender responsive and inclusive policies. Under the leadership of the Tanzania NBS, this output aims to build a resilient and re-

sponsive statistical system to address emerging data demands, while ensuring the monitoring of progress towards the achievement of the 2030 Agenda for Sustainable Development and the Paris Agreement on climate change. The output will focus on the institutional environment in which the national statistical and data system operates and support the development and implementation of data strategies based on national priorities, as well as addressing identified capacities and gaps. The modernisation of the statistical system will be one significant element of this output. It will incorporate, where appropriate, the use of new technologies and innovative data sources such as administrative data, citizen-generated data, and geospatial information supported by agile and resilient statistical production processes.

Efforts under this output will be focused on developing national statistical policies and strengthening strategies for better data governance of statistical development; enhancing effective national and sectoral statistical coordination and interlinkages among sectors; and enhancing disaggregated (including by sex, age, disability status, environmental status, migratory status, employment, geographical location etc.) data production and management capacity by adopting innovative technologies and approaches. In addition, to enhance data generation, the UN will improve data accessibility and intensify sensitisation, advocacy for data use and inclusive dissemination of statistical and data outputs to inform policies and development programs. Strengthening the financing strategy for data production and developing partnerships with national and international stakeholders will constitute a key area of support under this output. The UN will also support the development of a gender-responsive and inclusive national civil registration and vital statistics strategic plan, adopting a life-course approach to strengthened civil registration and vital statistics systems, including birth, marriage, divorce and death.

Increased gender-responsive and inclusive planning, transparent budgeting resource mobilisation, and innovative financing

The UN will advocate for sustained investments to expand social services, including social protection coverage, advocating for a healthier balance between economic and social investments at both national and local government levels (including the Legislature). This includes technical support and advocacy on budget transparency, credibility, monitoring and accountability. The UN will also support developing, implementing and monitoring of inclusive, participatory, gender-responsive, shock-resilient, and climate smart mid- and long-term financing, investment and expenditure frameworks and policies. Further to this, technical support and advocacy to promote PPPs will also constitute a key area of focus.

Women and girls increasingly participate in and lead decision-making in political, economic and public life

Under this output, the UN will provide technical and financial support to ensure legislative and education frameworks, policies and institutional arrangements promote women, children and youth leadership and participation in decision-making, at both national and local levels. Specific efforts will go towards catalysing the participation of women, children and youth in governance institutions, so as to effectively exercise their agency, voice and leadership. This will be supported through trainings and mentorship.

Working with communities, the UN will seek to implement behaviour change to promote community acceptance of women, girls and youth as equally legitimate and effective leaders. UN efforts will comprehensively support women and youth-led organizations, including by engaging men and boys. The primary aim is to promote visibility and recognition of women and young leaders in all their diversity as role models and effective participants in decision-making, with a view to encouraging young women and girls to enter public life. Stakeholder capacities will be strengthened to design and implement initia-



PHOTO: © IOM TANZANIA

tives to mitigate, prevent and respond to VAWP, including the role of women's organizations to assure duty bearers' accountability. To ensure the sustainability of interventions, the UN will establish, resource, and increase awareness of funding mechanisms, incentives, and specific funds that support women's and youth engagement, participation and leadership in various spheres.

Social Protection systems and services strengthened for expanded and improved coverage

Efforts under this output will go towards strengthening the capacity of MDAs on policy coordination, M&E, and implementation of Social Protection systems. This will involve establishing and strengthening Social Protection delivery systems for the mainland and Zanzibar (including Social Welfare, HR, Social Registry, MIS and M&E systems). Areas of focus include providing technical support to expand coverage of gender responsive social assistance programmes (cash transfers, social health insurance, productive inclusion, public works, livelihoods and subsidised agricultural inputs) to the most vulnerable groups, as well as coverage of gender responsive social security programmes to the informal sector. The protection needs of regular migrants and PWDs will be addressed through a strengthened integrated shock responsive social protection framework that is inclusive of gender.

Gender, disability and age-sensitive justice and rule of law systems to protect human rights for all, especially the most vulnerable groups

The UN will work with the relevant stakeholders to strengthen the capacity of judicial and quasi-judicial institutions, including those responsible for labour dispute prevention and resolution, to deliver timely justice in compliance with national and international human rights standards. In addition, UN agencies will support the strengthening of policy and legal frameworks to improve dispute resolution mechanisms and

provide legal aid services for all. Such efforts will reinforce human rights protection, as well as strengthen the capacity of law enforcement institutions to effectively implement national and international human rights standards. These include freedom of expression and association, forced labour, child justice, human trafficking, gender equality, VAWC, and non-discrimination. UN efforts will also strengthen case management systems, interagency communication, and use of ICT. The focus on rights holders will see the UN work with CSOs, communities, trade unions and employers' associations to conclude CBAs protect human and labour rights to ensure attainment of better, fairer and sustainable outcomes.

Peace, safety, and stability for all, through the fulfilment of international and regional human rights obligations

UN agencies working to achieve this result will support government peace and security architecture, including community policing. Efforts will include enhancing cross-border cooperation by improving operational capability, management and sharing information to prevent, identify and provide support to prevent violent extremism, transnational organized crime, including exploitation, smuggling, forced or compulsory labour or trafficking of persons. Within all activities, international human rights norms will be respected, and Tanzania's active contribution to the Women Peace and Security (WPS) agenda at the national, regional and international levels will be strengthened. This will be realised by increasing the capacity of rights holders and duty bearers to develop and implement a National Action Plan on UNSCR 1325 on WPS and UNSCR 2250 on Youth Peace and Security.

The UN will support the Government to provide safe, orderly and regular migration. This will include increasing the capacity and space for women, girls and youth by advising on the implementation of the Global Compact for Safe,

Orderly and Regular Migration. This includes strengthening capacity to reduce the incidence and negative impacts of irregular migration, building in respect and protection and ensuring the human rights of all migrants – regardless of their migratory status, reducing the risks and vulnerabilities migrants may face at different stages. This extends to supporting pathways for regular migration, strengthening the national response to the smuggling of migrants, and supporting prevention and prosecution of trafficking in persons. Government capacities will be strengthened to support mobilisation of resources to contribute towards and influence the building of sustainable peace and resilience, prevention of conflicts and disasters, and increased humanitarian action to enhance peaceful co-existence by supporting displaced populations and their host communities.

The UN proposes to use an area based and integrated developmental approach in the Southern Regions neighbouring Mozambique, to address the possible spill over effects of the on-going conflicts in Cabo Delgado, while continuing to advocate for the government to approve the National PVE Strategy and Action Plan. Possible programmatic interventions at the local level would include: i) strengthened government to government (central and local) engagement and dialogue on Peace and Security across the border. This would include joint analysis on the causes and drivers of conflict, institutional strengthening of local government and community level interventions on community policing, border security and strengthening cross border collaboration with local authorities; and ii) Economic development focusing on community resilience through livelihood support and economic opportunities, including value addition in specific sectors, such as the blue economy, targeting youth and women. The interventions are in line with the Government's request for a developmental approach to addressing the security/PVE related challenges as spelt out in the draft

National PVE Strategy and Action Plan.

Leaving No one Behind

UN agencies working on this outcome identified the following; rural poor; remote communities; urban poor; persons with no or low levels of education; adolescent boys/girls (10-19), and young women (AB/GYW); children under 5; PWDs, refugees (urban and camp based); the working poor; care workers, including domestic workers; poor self-employed; migrants and migrant workers; youth women and men; adolescent girls; women living in rural areas; elderly women; women with disabilities; key populations; women living with HIV; traditional and influential leaders; entrepreneurs; young first-time mothers; AGYW in the refugee camps; and host and boarder communities.

Partnership

The principle of cooperation is at the core of the Cooperation Framework's spirit and implementation strategy (and is manifested in its name). Achieving the 2030 Agenda requires a whole-of-society approach, where actors from every segment of society pool together their unique roles, resources and expertise. Hence, multi-stakeholder, multisectoral and multi-level partnerships are among the key enablers for the UNSDCF implementation.

To support acceleration of the SDGs and realisation of the national development plans, the UN will pursue, facilitate, leverage and coordinate engagement with diverse stakeholders. The UN in Tanzania has a long history of successful collaboration with a wide range of partners – the host government at various levels, development partners, civil society, academia, legislature, media and the private sector. While all existing partnerships will be maintained, many will be expanded and strengthened. The UN will also actively forge new and innovative partnerships and facilitate more inclusive and cross-cutting collaborations.

The UN will be working with its partners at the strategic and programmatic levels. The key programmatic/operational partnerships that will be central for implementation of each Framework outcome have been outlined above. The UN will also facilitate cross-outcome engagement to ensure synergies, policy coherence and integrated approaches that go beyond purely technical, sector-based or siloed tracks. At the strategic level, the UN will actively utilise its role as a broker, convener and facilitator to promote and activate multistakeholder dialogues and platforms for policy development, co-creation, coordination, transparency, accountability and SDG financing.

As part of the overall strategy to promote an enabling environment, the UN will support regular engagement and dialogue between the private sector and the government to promote private sector development, and its participation and contribution to sustainable development and transformational financing. The UN will also assist the government in strengthening and forging new international partnerships, including re-

gional, South-South and triangular cooperation for sustainable development.

The UN will continue to closely cooperate with other development partners, including international financial institutions (IFIs), in supporting the country's progress towards the SDGs and the 2030 Agenda. Recognizing the respective mandates and expertise and building on good collaboration between the UN, World Bank and IMF in Tanzania, the cooperation will be further intensified for greater synergies. The UN and the World Bank will continue and seek to expand the partnership in a number of areas, including gender equality, health, education, social protection, private sector development, data and climate action. Collaboration between the IMF and the UN will focus on issues of taxation, statistical services and green economy. Suitable cooperation modalities with the WB and IMF will be identified based on the topic and can include but will not be limited to joint advocacy, research and analysis, reciprocal participation in meetings and events, coordination of/joint capacity-building efforts and other programmatic cooperation.



PHOTO: © UN TANZANIA



CHAPTER

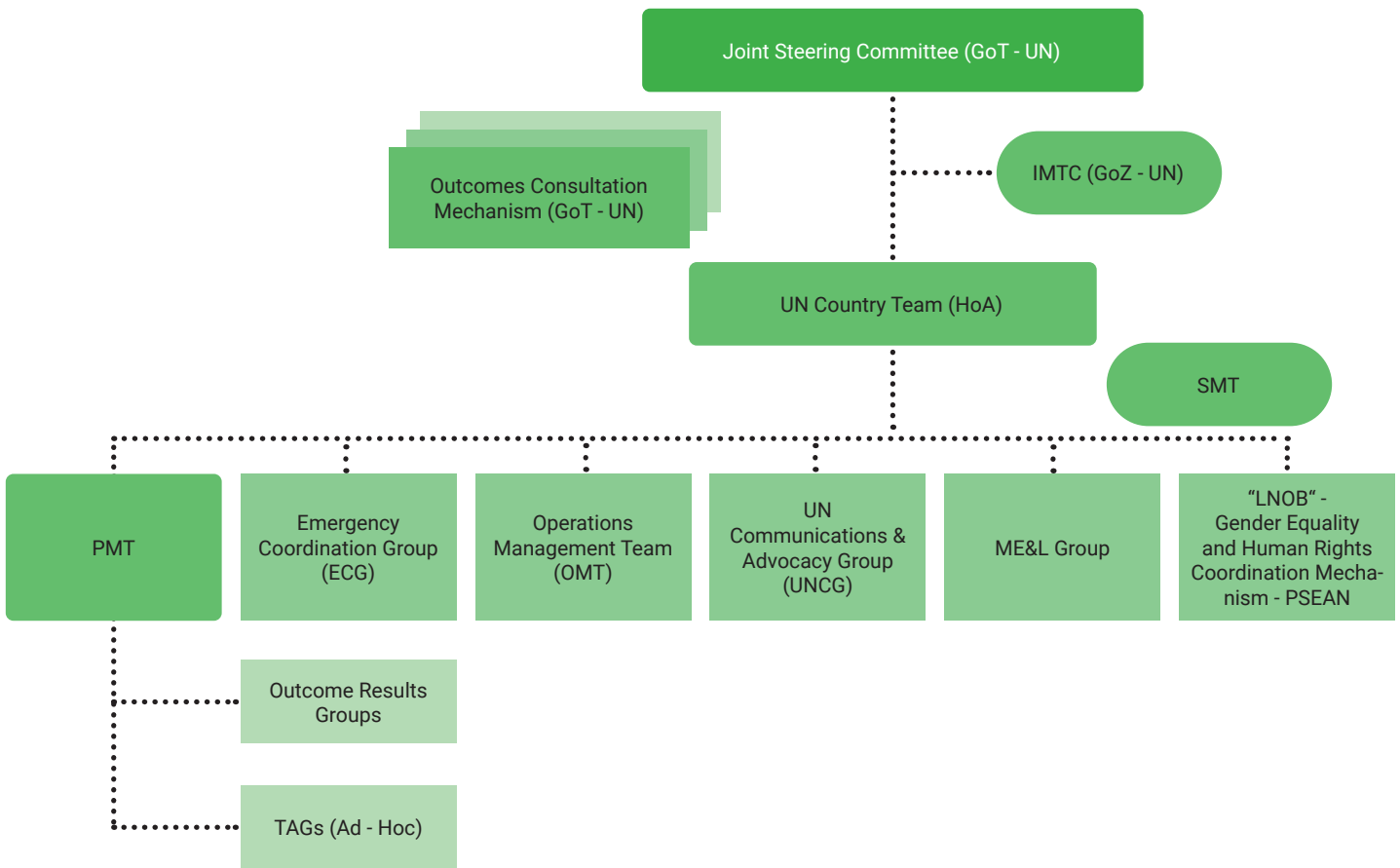
PHOTO: © WFP TANZANIA

03



Cooperation Framework Implementation Plan

3.1 Cooperation Framework Management Structure



The Joint National - UN Steering Committee (JSC)

A high level JSC will provide oversight for the implementation of the UNSDCF. The JSC is co-chaired by the Permanent Secretary in the Ministry of Finance and Planning and the UN Resident Coordinator in his capacity as the representative of the UN Secretary General in Tanzania. Comprised of permanent secretaries from the key government line ministries (mainland and Zanzibar) and a selected number of representative heads of UN agencies, funds and programmes, the primary role of the JSC is to ensure the alignment of UN interventions with national, regional and international development goals. The JSC is responsible for identifying and capitalising on resource mobilisation opportunities, and overseeing planning, monitoring and reporting on the UNSDCF. The JSC will meet twice a year to review the plans and progress in implementation and make recommendations on emerging challenges and lessons learned throughout the UNSDCF period.

The Inter-Ministerial Technical Committee (IMTC) and the UN Country Team (UNCT)

The Inter-ministerial technical committee is responsible for planning, monitoring and reporting UN interventions in Zanzibar. Similar to the JSC, the IMTC ensures that UN support is aligned to the priorities of the Revolutionary Government of Zanzibar. It is comprised of principal secretaries from line ministries in Zanzibar and heads of UN agencies with a presence in Zanzibar. It is co-chaired by the Chief Principal Secretary and the UN Resident Coordinator and meets prior to the JSC.

The United Nations Country Team (UNCT)

The UNCT the highest internal UN governance and management structure for the oversight of the UNSDCF. The UNCT is chaired by the UN Resident Coordinator and is comprised of all the Heads of resident and non-resident agencies, programmes and funds working in Tanzania. The UNCT is primarily responsible for ensuring transparency and accountability in the use of resources towards the implementation of the UNSDCF. The UNCT further fosters the spirit of Delivering as One and ensures planning, implementation, monitoring and reporting on the UNSDCF adheres to UN programming principles.

Programme Management Team (PMT)



The PMT is comprised of senior technical officers from UN agencies, programmes and funds, alongside representatives from the Operations Management Team (OMT), Monitoring Evalua-

tion and Learning (MEL) group and the Gender Coordination Mechanism (GCM)/LNOB. Chaired by the Resident Coordinator Office (RCO) Head of Office, the PMT provides quality assurance on the products developed as part of the UNSDCF planning, implementation, monitoring and reporting processes and ensures mainstreaming of the UN programming principles.

Outcome Level Results Groups

Four outcome results groups (People, Prosperity, Planet, and Enabling Environment), each co-chaired by two heads of UN agencies, will be established. The outcome level results groups will meet bi-monthly to: contribute to updates on implementation of outputs under the four outcome areas; engage in joint deliberations with both policymakers and stakeholders, particularly donors; prepare joint work plans and budgets; and undertake periodic results reviews and reporting. Further, the outcome results groups will be responsible for identifying opportunities for joint programming to reduce implementation inefficiencies and capitalise on economies of scale. To ensure a coordinated response in implementation furthering Delivering as One, the outcome level results groups will make use of existing government structures for review and planning processes. Senior technical experts from each of the participating agencies will be represented. Outcome results groups meet at Heads of Agency /CMT /Senior Government level biannually (midyear and end of year), to consider strategic concerns and review results with quarterly technical level meetings, reporting to the PMT.

UN Communications Group (UNCG)

With the overall aim of ensuring the UN system speaks with 'One Voice', the UNCG will facilitate coherent and coordinated communication and advocacy of UN normative values and promote visibility of the UNSDCF results in Tanzania. The UNCG is responsible for the development, implementation and monitoring of the UN Communication Strategy which compliments the UNSDCF,

3.2 Resourcing the Cooperation Framework

Financing for development is a distinct theme under each outcome and will be pursued accordingly. In addition, as part of the overall strategy, the UN will be promoting an enabling environment for effective and transformational financing and will support strengthening existing and forging new domestic and international partnerships for SDG financing. The UN will assist the Government in bringing together various stakeholders, including the private sector and civil society, in support of the national development plan implementation.

Financial resources to be mobilised for the implementation of the Cooperation Framework should be seen in the context of much larger financial flows and as a lever for SDG financing. Funding for the UNSDCF will play a catalytic and complementary role in contributing to the achievement of the 2030 Agenda at the country level.

A consolidation of the agreed, costed results of the Cooperation Framework will be captured in the Funding Framework (FF) that will be developed after the signature of the Cooperation Framework. This is to ensure that development priorities drive the Cooperation Framework budget, and not vice versa. The Funding Framework will provide an overall picture of the required amounts, available resources and financial gaps.

The Funding Framework will consist of: (1) a multi-year Funding Framework – the overall budget covering the full duration of Cooperation Framework; and (2) an annualised Funding Framework. Both the multi-year and annual Funding Framework will be embedded, monitored and updated as part of the Joint Work Plans and will be reflected in UNINFO. The Funding Framework will serve as a financial planning, resource management and mobilisation tool at the disposal of the UNCT, the Government and other stakeholders.



PHOTO: © UNICEF TANZANIA

Based on the identified funding requirements and gaps, a common UNCT resource mobilisation strategy will be developed to facilitate coordination among UN agencies in pursuing funding opportunities, and to promote a coherent and integrated approach among funding partners where applicable. Together with the Government, the UN will hold periodic funding dialogues with donors and other partners to ensure a coherent approach and realistic resource mobilisation targets. The RC and UN Agencies will work together to encourage more flexible, multi-year cost-sharing and promote pooled funds and other funding arrangements. These initiatives will incentivise more UN joint programmes and closer programmatic cooperation and integration.

Since 2007, UN Tanzania has operated a country-level, multi-partner pooled fund – One Fund Tanzania. Under the UNSDCF, a new generation One Fund will be established as the central pooled funding mechanism for catalytic SDG investments and integrated programmes for SDG acceleration, as well as to promote the humanitarian-development nexus, as needed. The new One Fund will place stronger emphasis on incen-

tivising multi-agency joint programmes. The UN will hold stakeholder consultations on the new One Fund design upon the endorsement of the UNSDCF and the development of its multi-year funding framework. The One Fund governance mechanism and processes will build upon the overall UNSDCF decision-making and coordination structures to ensure necessary links and to avoid extra transaction costs. The Terms of Reference for the Fund will be developed in line with the current UNSDG Guidance on Establishing, Managing and Closing Multi-Donor Trust Funds.

The UN will develop and implement a common Cooperation Framework Communication strategy. The new Communication Strategy will also respond to the UN development system's commitment under the Funding Compact to ensure transparency and clarity on the planned use of financial resources and their impact. It will serve as means to support UNSDCF implementation and keep partners and stakeholders informed on Cooperation Framework implementation progress.

3.3

UN entity country programming instruments and the Cooperation Framework

UN entities in Tanzania have used a combination of the following two options for their respective country programme documents: i) UN development system entities develop an entity-specific country development programme document with Cooperation Framework outcomes copied verbatim; and ii) UN development system entities develop an entity-specific country development programme document with Cooperation Framework outcomes copied verbatim, plus additional outcomes that are not in the Cooperation Framework, included only on an exceptional

basis to capture normative and standard-setting activities not prioritised in the Cooperation Framework.

In line with General Assembly resolution 72/279, the Mutual Accountability Framework of the UN Development and Resident Coordinator system, UN entity country programming documents are reviewed by the UN Resident Coordinator's Office. UN entities in Tanzania have worked closely with the Resident Coordinator's Office to finalise their country programming.

3.4 Joint Work Plans

The UNSDCF will be operationalised through rolling joint workplans covering a two-year period. The Joint Work Plans (JWPs) outline the specific activities/ sub-outputs that will be delivered towards achieving the outcomes. The JWPs are developed in consultation with key stakeholders using evidence gathered during the annual review processes, ensuring that lessons learned are incorporated into subsequent rounds of implementation.

3.4 Business Operations Strategy in support of the Cooperation Framework

The Business Operations Strategy (BOS) is a results-based framework that focuses on joint business operations. It aims at eliminating duplication, leveraging the common bargaining power of the UN and maximising economies of scale. It focuses on common services that are implemented jointly or delivered by one UN entity on behalf of one or more other UN entities. It includes common services in the areas of administration, including common facilities/premises, human resources, logistics, procurement, finance and ICT. It is reviewed on an annual basis to ensure it responds to the needs of the Cooperation Framework. In consideration of the COVID-19 pandemic and its impacts, the BOS integrates a number of staff care activities. Gender sensitivity also remains a high priority in UN business operations, with several of the BOS Key Performance Indicators tracking UN progress in issues such as gender parity.

The UN is working to establish a Common Back Office/Local Shared Service Centre in the country, which will consist of a team of dedicated staff who are responsible for the implementation of some of the common services reflected on the BOS. As part of the implementation of the UN efficiency reforms at the country-level, this is expected to lead to benefits in terms of both quality and cost.



PHOTO: © UNICEF TANZANIA



CHAPTER

PHOTO: © UNCDF TANZANIA

04



Common Country Analysis Update, Monitoring, Evaluation and Learning Plan

4.1 Coordination of Monitoring and Evaluation

The UNCT places great emphasis on continuous monitoring, evaluation and learning in regard to the UNSDCF, recognising that demonstrating the contribution of the UN to national development remains an important element of transparency and accountability. The UNSDCF results framework is the key monitoring and evaluation tool for the UN system in Tanzania. It outlines the indicators and targets that will be used to evaluate the performance of the UN towards the achievement of the articulated outcomes and outputs and the overall contribution of the UN to the national development priorities in Tanzania.

Guided by the UN programming principles, specifically, ensuring that no one is left behind, the UNSDCF monitoring will be coordinated through the monitoring and reporting unit in the Resident Coordinator’s Office. This unit will, in collaboration with the MEL group, be tasked with the development of joint workplans to operationalise the UNSDCF; implementing the UNSDCF monitoring and evaluation plan activities, including updating the CCA; joint monitoring, reviewing and reporting, supporting national data collection and capacity building for national SDG data monitoring; as well as the coordination of the final UNSDCF evaluation.

It is expected that the mid-year and annual review processes, undertaken by the outcome groups and guided by the RCO and MEL working group, will identify key lessons learned that can be incorporated into subsequent rounds of implementation. The MEL group will conduct periodic joint monitoring visits to validate implementation progress and data collected from the field for enhanced programme implementation. The findings of these reviews will be shared with development partners and other key stakeholders. For enhanced transparency and accountability, the joint work planning, monitoring, and reporting of UNSDCF results will be done through UNINFO - an online tool that is available for all agencies.

4.2 Coordination of Monitoring and Evaluation

The CCA remains an important tool in analysing the changing programming environment. Whereas updates of the CCA were previously undertaken every five years, the annual update of the CCA marks an important shift by the UN system in an effort to provide more flexible, adaptive and responsive programming, guided by the country's changing context.

During the UNSDCF period, the UNCT will place

emphasis on monitoring the country context, identifying changes in the situation and adapting its interventions. The CCA will be updated using newly published data, as well as findings from stakeholder and partner data collection and analysis initiatives. The CCA update process will be undertaken during annual reviews with UN agencies, consultation with the NBS, planning units of the various ministries and validated by the JSC.

4.3 Monitoring implementation of Joint Work Plans

UNSDCF outcome indicators are mapped against the nationally adapted SDG indicators. On commencement of the UNSDCF, the MEL working group, guided by an external monitoring and evaluation focal point, e.g., a regional officer peer review group, will undertake an evaluability assessment of the UNSDCF results framework to review the overall and outcome level theories of change. Undertaking a data meta-analysis to establish data gaps and develop appropriate tools and methodology for data collection, monitoring and reporting. Individual agencies will be encouraged to undertake an evaluability assessment at the agency level.

The UNSDCF M&E plan lists key national data collection initiatives that will take place over the next five years and outlines technical and financial support that will be provided to national and subnational data collection exercises, such as the demographic and health survey, further analysis and publication of census monographs. Strengthening of data collection, analysis and monitoring mechanisms is a cross-cutting theme throughout the four outcomes of the UNSDCF.

Specific emphasis is placed on strengthening

capacities for granular data, focusing on identifying those left furthest behind along the lines of gender, age, urban-rural and wealth. Focus will also be on strengthening SDG monitoring and support to the national M&E framework, in alignment with the SDG indicators for enhanced local, regional and global SDG progress reporting. A prime objective of the UNSDCF is enhancing capacity development, highlighting the need for a more rigorous approach towards monitoring of capacity development interventions. Specifically, the development and implementation of capacity development assessment tools that will establish the effectiveness and suitability of various trainings designed for duty bearers and rights holders.

Across all outcomes there are initiatives to engage with rights holders at the community level, including those left behind, to encourage uptake of positive social norms and behaviour change. Monitoring the coverage and impact of these efforts is key in demonstrating the change that the UN system is contributing to. Therefore, measuring the effectiveness of community mobilisation and communication efforts through the development of monitoring tools is essential.

4.4 Annual performance review and Country Results reporting

Annual performance reviews will be conducted between June and July of every year during the UNSDCF period. Outcome groups will undertake a review which will be guided by indicator data performance of the implementation progress against the planned results, using templates developed by the MEL working group. The outcome groups will work in consultation with government and key stakeholders. Annual reviews will also examine challenges encountered during the year that are likely to hinder the achievement of planned results, then articulate actions that will be taken to resolve these in the coming year. In addition, an analysis of the financial expenditure and resources mobilised will be undertaken. Annual reviews will also be used to analyse and validate the findings of UN agency results reporting through UNINFO.

In addition to providing an opportunity to review UNSDCF performance, the annual review process presents an opportunity to undertake an assessment of the context within which the UN system is implementing initiatives, establishing where data gaps exist or where updates of the country context in relation to the strategic priority areas and outcomes are required. This information will be used to update the CCA.

The annual performance review process will culminate in the publication of the UNCT Country Results Report. The report will focus on the achievements and performance of the UNCT against the planned UNSDCF results. The country results report and updated CCA will be published and disseminated to the public, development partners and other stakeholders following validation of the document by the JSC.



PHOTO: © UN WOMEN TANZANIA

4.5 Evaluation plan

The final evaluation of the 2022-2027 UNSDCF will commence in June 2026 to ensure that information on progress made, results achieved, and lessons learned from implementation is available to support the development of the next iteration of the UNSDCF for Tanzania. The independent evaluation will be guided by the United Nations Evaluation Group (UNEG) guidelines and coordinated jointly with the Government through the various governance structures and final validation by the JSC.

Information from UN agency programmes and other thematic evaluations will be timed to contribute and feed information to the final UNSDCF

evaluation. UN agency evaluations anticipated over the five-year period will be mapped and outlined as part of the overall UNSDCF Monitoring and Evaluation plan. This allows for better planning and enables the identification of potential areas of synergy, facilitating the efficient use of resources across the UN system, harmonising data collection and engagement with key respondents. The RCO, with the assistance of the MEL group, will work alongside agencies to review and provide inputs/ guidance on proposed evaluation terms of reference (TORs), methodology and reports to ensure adherence to both agency and UNEG-DCO UNSDCF Evaluation guidance.



ANNEX I: 2022 - 2027 UNSDCF Results Framework

IMPACT: INCLUSIVE, SUSTAINABLE ECONOMIC TRANSFORMATION & GROWTH ACHIEVED THROUGH A GREENER DEVELOPMENT PATH WITH MULTI-DIMENSIONAL POVERTY ELIMINATED & RESILIENCE IMPROVED

National development priorities: National Five Year Development Plan 2021/2022- 2025/2026, Tanzania Development Vision 2025, Zanzibar Development Plan (2021-2026), Zanzibar Development Vision 2050:Health Sector Strategic Plan (HSSP IV) (Mainland/Zanzibar); National Accelerated Action and Investment Agenda for Adolescent Health and Wellbeing(NAIA-AHW); One Plan II: National Plan of Action to End Violence Against Women and Children (NPA VAWC) (Mainland and Zanzibar), 2nd five-year strategy for progressive child justice reform ; National Multisectoral Nutrition Action Plan; Zanzibar Multisectoral Nutrition Strategic Plan

Regional Frameworks: Africa Agenda 2063

SDGs and SDG targets: SDG 1.3, SDG2.1, SDG2.2, SDG3.1, SDG3.2, SDG3.3, SDG3.7, SDG4.1, SDG4.2,SDG 4.3, SDG4.4, SDG4.5, SDG5.1, SDG5.2, SDG5.3, SDG6.2

Contributing UN Agencies: FAO, ILO, IOM, UNAIDS, UNDP, UNESCO, UNFPA, UNHCR,UNICEF, UNIDO, UNOPS, UN WOMEN, WFP, WHO

Strategic Priority 1: People

Results	Performance Indicators (Disaggregated)	Baseline (Year)	Target (Duration of Cooperation Framework)	Source/MoV	Assumption Statement
Outcome 1: By 2027, people in the United Republic of Tanzania, especially the most vulnerable, increasingly utilise quality gender transformative, inclusive and integrated basic education, health (with particular focus on RMNCAH, AIDS, TB, malaria, & epidemic prone diseases), nutrition, WASH and protection services.	1.1: Gross enrolment ratio in lower secondary schools (Disaggregated by sex). 1.2: Transition rate from Standard Seven to Form One (Disaggregated by sex). 1.3: Proportion of women of reproductive age (15-49) who have their need for family planning satisfied with modern contraceptives.(Disaggregated by region, rural/urban) 1.4: Proportion of births attended by skilled health worker. (Disaggregated by region, rural/urban) 1.5: Percentage of children under age 5 with a fever in the 2 weeks before the survey for whom advice or treatment was sought from a health provider, a health facility, or a pharmacy.(Disaggregated by region>Mainland, Zanzibar) 1.6: Percentage of women age 15-19 who have either had a birth or are pregnant (Mainland and Zanzibar)	Mainland: Total: 47.4% (2021) (Boys: 45.0%, Girls: 49.9%) Zanzibar: Total: 55.7% (2021) (Boys: 50.8%; Girls: 60.6%) Mainland: 77.2% (2021) (Boys: 77.8%; girls: 76.7%) Zanzibar: 97.3% (2021) (Boys 96.4%, Girls 98.1%) National: Mainland: 54% (TDHS 2015/16) Rural/urban: 53.2%/54.1% Zanzibar 27.3% (TDHS 2015/16) Unguja/Pemba: 30.6%/19.2% National: SBA 77% [DHIS-2, 2018] Regional: SBA Mainland; Rural/urban: 55%/87% SBA Zanzibar: Unguja/Pemba: 78%/54% Facility Delivery: 66.3 (2020 DHIS2) Refugees: 96% (2021) Mainland – 75% (2017) Zanzibar - 82%	Mainland: Total: 51% (Boys: 50%, Girls: 52%) Zanzibar: Total: 60% (Boys: 55%, girls: 65%) Mainland: Total: 82% (Boys: 82%, girls: 82%) Zanzibar: Total: 98.0% (Boys 98%, girls 98%) Mainland 62% Zanzibar 27% (Urban 31, Rural 19) National: SBA 85% SBA Zanzibar: 80% Regional SBA mainland: At least 75% of councils with > 75% coverage; Poorest households > 75% coverage Zanzibar. Unguja NA; Pemba NA Facility delivery 100% Refugees: 98% 81% (2023); 85% (2025) 90%	Basic Education Statistics Report 2021, President's Office, Regional and Local Administration (2021). Zanzibar Statistical Abstract 2017-2019, Ministry of Education ,Science and Technology (2022). President's Office, Regional and Local Administration (2021). Basic Education Statistics Report 2021 Zanzibar Statistical Abstract 2017-2019, Ministry of Education,Science and Technology (2022). TDHS-MIS 2015-16, TDHS 2021 & 2026 DHIS 2, TDHS 2021 & 2026, Implementing partner reports TDHS-MIS 2015-16/Malaria Indicator survey 2017 TDHS-MIS 2015-16, TDHS 2021 & 2026, Implementing partner Reports, UN reports	1.Continued positive economic growth trajectory 2. Peace and security (both internal and external) 3. Continued political will 4. Financial commitment 5. Government commitment to invest in data collection, analysis, sharing and use 6. Sufficient donor interest to support implementation



Results	Performance Indicators (Disaggregated)	Baseline (Year)	Target (Duration of Cooperation Framework)	Source/MoV	Assumption Statement
	1.7: Percentage of people living with Human immunodeficiency virus (HIV) receiving Antiretroviral Therapy (ART) - (Disaggregated by sex, age)	Adult men 15+ = 74% (Source: Spectrum); Adult women 15+ = 90% (Source: Spectrum, 2020); Children 0-15 = 54% (Source: Spectrum, 2020); Youth (15-24) = 72.46 (Source: Naomi, 2020) Refugees: 87% (2021)	95% (2025) for all disaggregated populations Adult men 15+ = 95% Adult women 15+ = 95% Children 0-15 = 95% Youth (15-24) = 95% Refugees: 95%	NACP, Implementing partner reports, UN reports	
	1.8: Percentage of new and relapse Tuberculosis (TB) cases that were notified and treated in the same year.	37% (2015)	>90% (2025)	Global TB Report 2016, END TB strategy targets by 2025	
	1.9: Percentage of malaria cases (presumed and confirmed) that received first-line anti-malarial treatment	123% national Refugees: 100% (2021) Zanzibar 100%	100% (including refugees) Zanzibar 100%	DHS2 data base, National Malaria Control Programme M & E Annual Reports, Implementing partner reports	
	1.10: Percentage of adolescent girls and women of reproductive age who are anaemic (Disaggregated by region-Mainland, Zanzibar)	National (45%); Age: 15 - 19 (47%); 19 - 49 (45%) Mainland -28.2%; Zanzibar 43.2%(2018) Refugees: 20.43% (2021)	*25% reduction for both refugees: 15%	TNNS 2018, TDHS, NMNA II review report, Implementing partner reports	
	1.11: Percentage of children aged 6 to 23 months who are fed a minimum diverse diet. (Disaggregated by location mainland/Zanzibar)	National: 30.3% (Male 30.3%, Female 30.4%) Mainland (30.7%) Zanzibar (14%) (2018) Refugees: 84% (2021 - proxy indicator)	National: 50% ; Mainland (50%), Zanzibar(30%); Refugees: > 84%	TNNS 2018, TDHS, NMNAP II review report, Implementing partner reports,	
	1.12: Proportion of population with access to water, sanitation, and hygiene services.(Disaggregated by service, rural/urban)	National (2020) Water - 61% (Rural- 45%, Urban - 89%) Sanitation - 32% (Rural - 23%; Urban - 47%) Hygiene - 48% (Rural -40; Urban - 63%) refugees: WASH 65% (2021)	Water - 75% (Rural- 55%; Urban - 95%) Sanitation - 45% (Rural - 40%; Urban - 60%) Hygiene - 60% (Rural -50; Urban - 73%) refugees: WASH 85%	TDHS, JMP 2020, Implementing partner reports, UN reports	
	1.13: Percentage of WASH-related disease cases (AWD Cholera, worms) recorded and reported at health facilities disaggregated by age	National: 41% (DHS12) Refugees: 30%	< 5 years: 20% (including refugees) Adults: 20% (including refugees)	DHS12 data base, Annual Reports, UN reports and Implementing partner reports	
	1.14: Percentage of women and girls aged 15-49 years subjected to physical or sexual violence in the past 12 months. (Disaggregated by location mainland/Zanzibar, rural/urban, education level, marital status, wealth quintile)	PHYSICAL National: 22.3% Mainland: 22.9%; Zanzibar: 3.9% Rural: 23.8%; urban: 19.6% Education level: No education 26.9%; primary incomplete 28.7%; primary complete 23.6%; secondary+ 13.7% Wealth quintile: Lowest 27.8%; second 25.6%; middle 25.7%; fourth 20.5%; highest 15.9% Age (5-year age groups): 15-19: 12.7%; 20-24: 24.1%; 25-29: 29%; 30-39: 25.6%; 40-49: 20.7% Marital status: Never married: 6%; married or living together: 27.1%; divorced/separated/widowed: 29%	PHYSICAL National: <15% Mainland: <15%; Zanzibar: <2.5% Rural: <15%; urban: <12% Education level: No education <20%; primary incomplete <20%; primary complete <15%; secondary+ <7.5% Wealth quintile: Lowest <20%; second <20%; middle <20%; fourth 12.5%; highest <10% Age (5-year age groups): 15-19: <7.5%; 20-24: <17%; 25-29: <20%; 30-39: <20%; 40-49: 15% Marital status: Never married: <3%; married or living together: <20%; divorced/separated/widowed: <20%	TDHS-MIS 2015-16, TDHS 2021 & 2026, UNHCR + Implementing Partner reports/ database Targets are based on projections based on the change from the 2010 to the 2015/16 TDHS	



Results	Performance Indicators (Disaggregated)	Baseline (Year)	Target (Duration of Cooperation Framework)	Source/MoV	Assumption Statement
		<p>SEXUAL National: 8.7% Mainland: 8.9%; Zanzibar 2.3% Rural: 9.2%; urban: 7.9% Education level: No education: 9.1%; primary incomplete 12.5%; primary complete 9.5%; secondary 5.1% Wealth quintile: Lowest: 10.4%; second 9.4%; middle 10.7%; fourth 7.9%; highest 6.6% Age (5-year age groups): 15-19: 5.6%; 20-24: 9.5%; 25-29: 10.2%; 30-39: 10.5%; 40-49: 7.5% Marital status: Never married: 2.8%; married or living together: 9.8%; divorced/separated/widowed: 14.4%</p> <p>*Percentage of women and girls refugees age 15 and above subjected to physical or sexual violence in the past 12 months. Refugees: 478 individuals (out of 1,180 reported cases; 2.25% experienced physical GBV; total population of women and girls 15 and above 52,249). = 0.91% (2021) Refugees: 249 individuals (out of 1,180 reported cases; 2.25% experienced sexual GBV; total population of women and girls 15 and above 52,249). = 0.47% (2021)</p>	<p>SEXUAL National: <7% Mainland: <7.1%; Zanzibar <2% Rural: <5%; urban: <5% Education level: No education: <5%; primary incomplete <7.5%; primary complete 6%; secondary <3% Wealth quintile: Lowest: <5%; second <6%; middle <6%; fourth <5%; highest <4% Age (5-year age groups): 15-19: <4%; 20-24: <6%; 25-29: <6%; 30-39: <7.5%; 40-49: <4% Marital status: Never married: <2%; married or living together: <5%; divorced/separated/widowed: <10% Refugees: 200 individuals (out of 500 reported cases). = 0.45% Refugees: 110 individuals (out of 500 reported cases). = 0.23%</p>	<p>TDHS-MIS 2015-16, TDHS 2021 & 2026, Targets are based on projections based on the change from the 2010 to the 2015/16 TDHS. The projections take into consideration the potential impact of Covid-19, which has anecdotally increased rates of GBV. Note that no GBV data is available from the 2004/2005 TDHS</p> <p>UNHCR and Implementing Partner reports (had been stated above)</p>	<p>TDHS-MIS 2015-16, TDHS 2021 & 2026 Targets are based on projections based on the change from the 2010 to the 2015/16 TDHS</p>
	<p>1.15: Proportion of women aged 20-24 years who were married or in union before age 15 and before age 18</p>	<p>30.5% by age 18 and 5.2% by age 15 years</p>	<p>Reduction by 20% (by age 18) and 15% (by age 15)</p>	<p>TDHS-MIS 2015-16, TDHS 2021 & 2026 Targets are based on projections based on the change from the 2010 to the 2015/16 TDHS</p>	



Results	Performance Indicators (Disaggregated)	Baseline (Year)	Target (Duration of Cooperation Framework)	Source/MoV	Assumption Statement
Output 1.1: Key stakeholders have increased institutional and technical capacities to develop rights-based legislation, policies and plans that address gaps in access to basic education, health (with particular focus on RMNCAH, AIDS, TB, malaria, & epidemic prone diseases), nutrition, WASH and protection services particularly for the most vulnerable.	1.1.1: No. of targeted key stakeholders with increased technical capacity skills to develop harmonized legislation, policies and plans for basic education, RMNCAH, AIDS, TB, malaria, nutrition, WASH and protection services. (Disaggregated by: type of stakeholder)	Basic education: 2 (MOEST (Mainland), MOEVT (Zanzibar)) RMNCAH: 14 (MOH, MoCDGWSG, Zanzibar MOHSWEGC, PORALG, AGOTA, TAMA, PATA, ZANA, PoRANG & SD of RoGZ, MUHAS, SUZA/ School of Medicine and Allied, IHI, NIMR, PMO-Youth, Ministry of Youth)	Basic education: 4 (MOEST (Mainland), MOEVT (Zanzibar), PORALG, MOHA) RMNCAH: 14 (MOH, MoCDGWSG, Zanzibar MOHSWEGC, PORALG, AGOTA, TAMA, PATA, ZANA, PoRANG & SD of RoGZ, MUHAS, SUZA/ School of Medicine and Allied, IHI, NIMR, PMO-Youth, Ministry of Youth)	Basic education: coordination meeting reports and annual Joint Education sector reports (AJESR) Annual reports, pre- and post training assessments	
		AIDS: 4 (TACAIDS, NACP, ZAC, ZIHHTLP)	AIDS: 6 (TACAIDS, NACP, ZAC, ZIHHTLP, NACOPHA, KVP Forum)	AIDS: TACAIDS, NACP, ZAC, ZIHHTLP annual reports	
		Malaria: 4 (MoH, Zanzibar MOHSWEGE, NMCP, ZAMEP)	Malaria: 6 (MoH, Zanzibar MOHSWEGE, NMCP, ZAMEP, PORALG, PORALGSD of RoGZ)	NMCP-M&E Annual Reports, ZAMEP Annual reports, Midterm and full-term programme review reports	
		TB: 5 (MOH, Zanzibar MOHSWEGE, PORALG, KIBONGOTO Hospital, NIMR)	TB: 12 (MOH, Zanzibar MOHSWEGE, PORALG, KIBONGOTO Hospital, NIMR, MoE, PMO, Ministry of minerals, Ministry of Home Affairs, Ministry of Industry Trade & Investment, Ministry of works and transport, Ministry of Lands, Housing and Human Settlements)	TB annual reports and End-term program review reports, Multisectoral Accountability Framework for TB (MAF-TB) progress reports	
		Nutrition: 3 (TFNC, PORALG, MOALF)	Nutrition:	Joint multisectoral nutrition review reports (JMNRs)	
		WASH: 4 (Ministry of Health (MoH),- WASH coordinators, Ministry of Education Science and Technology (MoEST School WASH coordinators,), Ministry of Water (MoW)- WASH Coordinators, PoRANG.	WASH: 6 Ministries and departments in Tanzania Mainland: (Ministry of Health (MoH) WASH coordinators; Ministry of Education, Science and Technology (MoEST) School WASH coordinators; Ministry of Water (MoW)- WASH Coordinators; PoRANG; Prime Minister's Office Department for Disaster Management (PMO-DMD); Ministry of Community Development, Gender, Women and Special Groups); Government Agencies: RUWASA, NBS and LGAs. Zanzibar: 3 Ministries - Ministry of Health, Social Welfare, Gender, Elderly and Children MoHSGEC), Ministry of Water, Energy and Mining (MoWEM), Ministry of Education and Vocational Training (MoEVT) as well as the Zanzibar Water Authority (ZAWA) and zLGAs	Annual reports, Joint sector reports, coactivity building reports, documented plans and policies	

Results	Performance Indicators (Disaggregated)	Baseline (Year)	Target (Duration of Cooperation Framework)	Source/MoV	Assumption Statement
	1.1.2: Number of legislation, policies and plans related to basic education, RMNCAH, AIDS, TB, malaria, nutrition, WASH and protection services that have been revised or reviewed.	<p>Protection: 9 (MOCDGWSG, MOCLA, PO-RALG, MOHA (child justice, international refugee protection), Police, MOHSWEGC, Zanzibar High Court, 1 region (Shinyanga))</p> <p>Basic education: 2 (2014 ETP, ESDP 2016/17-2021/22, Zanzibar Education policy (2003), ZEDP II 2017-2022)</p>	<p>Protection: 13 (PMO, MOHSW, MOCDGWSG, MOCLA, PO-RALG, MOHA (child justice, international refugee protection), Police, Zanzibar MOHSWEGC, MOICAS, MOE, MOEZ, Zanzibar High Court)</p> <p>Basic education: 4 (Revised education and Training Policy - Mainland; New ESDP for Mainland, revised Zanzibar education policy and ZEDP III (2022-2027 for Zanzibar) w. inclusive education strategies)</p>	<p>Annual reports from MDAs and LGAs</p> <p>Annual Joint Education sector review reports, mid-term and full-term ESDP reports</p>	
		<p>RMNCAH: Mainland 20 > Tanzania Health Policy 2007 > HSSP V 2021-2026 > One Plan III 2021-2026 > National Nursing and Midwifery Strategic Plan 2016- 2021, > Uterotonic guideline 2019, MPDSR Guideline 2019, > National Family Planning Costed Implementation Plan 2019-2023, > National Guideline for Gender and Respectful Care Mainstreaming and Integration Across RMNCAH Services in Tanzania 2019, > National Guidelines for Early Diagnosis of Breast Cancer and Referral for Treatment 2018, > Tanzania Cervical Cancer Prevention and Control Strategy 2020-2024, > Tanzania Service Delivery Guidelines for Cervical Cancer Prevention and Control Programme Second Edition 2021, > Maternal Health Guideline 2022 > cPAC 2020, > ANC Guideline, > National Family Planning Guidelines and Standards 2021-2026 > NAI/A-AHW 2021-2025, IMCI, Standard Treatment Guideline 2017, > National Guideline for Newborn Care 2017, > Tanzania Digital Health Strategy 2019-2024 > National Infection Prevention and Control Guideline For Health Care Services in Tanzania 2018 > National Infection Prevention and Control Guideline For Health Care Services in Tanzania 2018 > National Guideline for Neonatal Care and Establishment of Neonatal Care Unit 2019</p>	<p>RMNCAH: Mainland 15 >> Tanzania Health Policy > Health sector Strategic Plan VI 2027-2031 > One plan IV 2027-2031 -National Nursing and Midwifery Strategic Plan 2022, > Human Resource for Health and Social Welfare Strategic Plan 2027 -> Maternal Health Guideline > National Perinatal Death Audit Guideline > Standard Treatment Guideline > National Family Planning Guidelines and Standards 2021-2026, > NAI/A-AHW 2021-2025, IMCI, Standard Treatment Guideline 2017, > Tanzania Cervical Cancer Prevention and Control Strategy 2020-2024, > Tanzania Service Delivery Guidelines for Cervical Cancer Prevention and Control Programme Second Edition 2021, National Guideline for Neonatal Care and Establishment of Neonatal Care Unit > Tanzania Digital Health Strategy 2019-2024 >> National Infection Prevention and Control Guideline For Health Care Services in Tanzania 2018 > National Tanzania Quality Improvement Framework RMNCAH: Zanzibar 6 > Zanzibar Youth Friendly strategy; > Zanzibar RMNCAH Procedure Manual) > Zanzibar RMNCAH Strategy 2024-2026-2030 >> Zanzibar Health Sector Strategic Plan IV</p>	<p>MTR and ETR reports, ATRs, ETRs, THIS findings, revised documents</p>	



Results	Performance Indicators (Disaggregated)	Baseline (Year)	Target (Duration of Cooperation Framework)	Source/MoV	Assumption Statement
		<p>AIDS: 7 (National Multi Sectoral Strategic Framework IV 2018/19 - 2022/23, Health Sector HIV Strategic Plan IV 2017 - 2021 (Mainland), Zanzibar National HIV and AIDS Multisectoral Strategic Plan III 2016/17 - 2020/21, Zanzibar Health Sector HIV Strategic Plan III 2017 - 2022, Gender Operational Plan for National HIV Response in Tanzania Mainland (2021 -2023), Strategic Plan II on HIV and AIDS and Wellness for AIDS Business Coalition for Zanzibar 2013/14 - 2017/18, Tanzania Private Sector HIV / AIDS and Health Promotion Strategic Plan (PSHHSP II) 2017/18 - 2021/22.</p> <p>Malaria: (2) Health sector strategic plan 2021-2026, National Malaria Strategic plan, Zanzibar Malaria Elimination Strategic Plan 2018/2019 - 2022/2023</p>	<p>AIDS: 7 (National Multi Sectoral Strategic Framework V 2022/23 - 2025/26; Health Sector HIV Strategic Plan V 2021 - 2026; Zanzibar National HIV and AIDS Multisectoral Strategic Plan 2021/22 - 2025/26, Zanzibar Health Sector HIV Strategic Plan III 2022 - 2026; Zanzibar HIV Communication Strategy; Gender Operational Plan for National HIV Response in Tanzania Mainland (2023 -2025 & 2025-2027), Strategic Plan II on HIV and AIDS and Wellness for Zanzibar Business Coalition for Zanzibar Private Sector HIV / AIDS and Health Promotion Strategic Plan (PSHHSP II) 2023 - 2025 & 2025 - 2027</p> <p>Malaria: (5) Health sector strategic plan V; National Malaria Strategic plan; integrated vector management guideline, insecticide resistance monitoring & management plan (IRMMP), LSM action plan; Zanzibar Malaria Elimination Strategic Plan 2023/2024 -2027/2028 and its M & E Framework</p>	<p>Annual report, MTR and ETR reports of the respective strategies, Annual Budget Speech; private sector reports.</p>	
		<p>TB: 2 (Health sector strategic plan 2021-2026, National TB Strategic Plan 2020 - 2025 (for Mainland and Zanzibar)</p> <p>Nutrition: 2 (NMINAP I, Nutrition sensitive agricultural action plan- NSAAP)</p>	<p>TB: 2 (Health sector strategic plan 2026 - , National TB Strategic Plan 2025- (for Mainland and Zanzibar)</p> <p>Nutrition: 3 (NMINAP3, SBN strategy, NSAAP; food system strategic plan)</p>	<p>TB annual reports and End-term program review reports</p> <p>Joint Multisectoral Nutrition Review (JMNRR) reports</p>	
		<p>WASH: (4) Health sector strategic plan 2015 -2020, national strategic plan for school WASH (SWASH) 2012 - 2017, the National strategy for acceleration sanitation and hygiene for all (2020 - 2025), National Environmental Health, Hygiene and Sanitation strategy (2020-2026)</p> <p>Protection: 5 (Second Five-Year Strategy for Progressive Child Justice Reform 2020/21-2024/25; NPA-VAWC 2017/18-2021/22) Mainland; Anti-FGM Strategy (2021-2025); NPA-VAWC (2017-2022, Zanzibar); Refugees: Protection and Solutions strategy 2020 - 2021)</p>	<p>WASH: (6) Health sector strategic plan revised for 2022 -2027, national strategic plan for school WASH (SWASH) revised for 2022 - 2028,</p>	<p>Implementing partners reports, Annual reports.</p>	
		<p>Protection: 6 (Third Five-Year Strategy for Progressive Child Justice Reform 2025/26-; Second NPA-VAWC - Mainland (2022/23 -); Second NPA-VAWC -Zanzibar (2022/23 -); Anti-FGM Strategy (2026 - ; National Strategy on CRVS); Refugees: Protection and Solutions strategy 2021 - 2025)</p>		<p>Revised strategies and plans Protection: Implementation reports and amended protection-related laws, policies and plans</p>	

Results	Performance Indicators (Disaggregated)	Baseline (Year)	Target (Duration of Cooperation Framework)	Source/MoV	Assumption Statement
Output 1.2: Key stakeholders have improved capacities for the coordinated implementation of inclusive, gender-responsive basic education, health (with particular focus on RMNCAH, AIDS, TB, malaria, & epidemic prone diseases), nutrition, WASH and protection services in line with global and national standards.	1.2.1: No. of multi-stakeholder coordination mechanisms in place to advance gender-responsive basic education, RMNCAH, AIDS, TB, malaria, nutrition, WASH and protection services.	Basic Education: 4 (ESDC/ TWGs, AJESR meetings, NPA-YAWC- school thematic area, DPG Education) RMNCAH: Mainland 13 RMNCAH TWG, Service Delivery 1 TWG, Service Delivery 2 TWG, ASRH & GBV TWG, FP/HIV integration TWG, Safe motherhood Initiative TWG, Newborn and Child Health TWG, FP TWG, RMNCAH commodity security TWG, HRH TWG, Health promotion & Health protection TWG, Reproductive Cancer TWG, Fistula partners meeting) Zanzibar 8 AJHSRM Health Sector Reform Secretariat Meeting RMNCAH TWG, HRH TWG, Community TWG, Quality TWG MPDSR Review meetings	RMNCAH: 13 (RMNCAH TWG, Service Delivery 1 TWG, Service Delivery 2 TWG, ASRH & GBV TWG, FP/HIV integration TWG, Safe motherhood Initiative TWG, New-born and Child Health TWG, FP TWG, RMNCAH commodity security TWG, HRH TWG, Health promotion & Health protection TWG, Reproductive Cancer TWG, Fistula partners meeting). RMNCAH: Mainland 13 RMNCAH TWG, Service Delivery 1 TWG, Service Delivery 2 TWG, ASRH & GBV TWG, FP/HIV integration TWG, Safe motherhood Initiative TWG, Newborn and Child Health TWG, FP TWG, RMNCAH commodity security TWG, HRH TWG, Health promotion & Health protection TWG, Reproductive Cancer TWG, Fistula partners meeting) Zanzibar: 8 AJHSRM Health Sector Reform Secretariat Meeting RMNCAH TWG, HRH TWG, Community TWG, Quality TWG MPDSR Review meetings RMNCAH Annual Review Meeting Semiannual Review meetings with DHMTs and hospitals	AJESR reports, activity/meeting reports, Parliamentary Committee Quarterly Reports	
		AIDS: 7 (Care and Treatment Technical Working Committee, Prevention TWC, Finance and Audit TWC, Research and M&E TWG, Enabling Environment and Impact Mitigation TWGs), Tripartite Plus HIV and AIDS Technical Forum Zanzibar HIV/TB Quarterly and semiannual review meetings with stakeholders Annual HIV Coordination Meeting (ZAC)	AIDS: 8 (Care and Treatment Technical Working Committee, Prevention TWC, multisectoral HIV response gender mainstreaming coordination mechanism, Finance and Audit TWC, Research and M&E TWG), Tripartite Plus HIV and AIDS Technical Forum Zanzibar Quarterly and semiannual review meetings with stakeholders, Semiannual Coordination Meetings, Annual HIV Coordination Meeting (ZAC)	AIDS: Strategic Plans Progress Reports, Annual Progress report	
	Malaria: Malaria: 2 (VC-TWG meeting, Great Lake Malaria (GLM) Program managers' meetings)	Malaria: 5 (VC-TWG meeting, Great Lake Malaria (GLM) Program managers' meetings, SBC-TWG meeting, End-Malaria Council meetings; Zanzibar Malaria Elimination Advisory Committee (MEAC))	NMCP-M&E Annual Reports, NMCP mid-term review (MTR) and full-term review (MPR) reports		



Results	Performance Indicators (Disaggregated)	Baseline (Year)	Target (Duration of Cooperation Framework)	Source/MoV	Assumption Statement
		<p>TB: 7 (National Pediatric TB TWG, National TB/HIV TWG, National Laboratory TB TWG, MDR TB TWG, TB - PPM TWG, Community TB TWG, TB preventive therapy Technical Committee)</p> <p>Nutrition: 5 (DPG nutrition, JMNR, NMNAP, INSC and TWGs, RSs and Districts steering committees)</p> <p>WASH: 1 (WASH sector dialogue mechanism that includes that WASH sector dev program and the Dev partners group (DPG) Water)</p> <p>Protection: 14 national (Coordination mechanisms under the NPA-VAWC, including national steering and technical committees and 7 pillar TWGs, anti-FGM multi-stakeholder coordination group, Child Online Safety Taskforce; Police Partner Coordination Group, National Criminal Justice Coordination Group, Zanzibar national committee on NPA-VAWC) and Women and Children Protection Committees at regional, district, ward and village level, Zanzibar. Shehia and district coordination committees.</p>	<p>TB: 7 (National Pediatric TB TWG, National TB/HIV TWG, National Laboratory TB TWG, MDR TB TWG, TB - PPM TWG, Community TB TWG, TB preventive therapy Technical Committee)</p> <p>Nutrition: 6 (DPG nutrition, JMNRs, NMNAP II NSC, TWGs, MNTWG, RSs and district steering committees)</p> <p>WASH: 1 (WASH sector dialogue mechanism that includes that WASH sector dev program and the Dev partners group (DPG) Water), National WASH pillar group.</p> <p>Protection: 15 (Coordination mechanisms under the NPA-VAWC, including national steering and technical committees and 7 pillar TWGs, anti-FGM multi-stakeholder coordination group (all to be revitalized under the new NPAs-VAWC), Child Online Safety Taskforce; Police Partner Coordination Group; National Criminal Justice Coordination Group, Zanzibar national committee on NPA-VAWC, National Taskforce on CRVS), Zanzibar: Shehia and district coordination committees</p>	<p>TB annual reports, Mid and End-term program reviews</p> <p>JMNR reports, NMNAP I mid-term and end line review</p> <p>WASH: Annual Reports, Joint Sector Review reports</p> <p>Implementing partner's annual report for the NPA-VAWCs and child development</p>	
		<p>Refugees: 1 (Protection Working Group lead by UNHCR with all refugee protection stakeholders, Government does not participate; SEA Task-force and GBV task force meets regularly; WASH Committee in Nyarugusu camp lead by Implementing Partner and attended by UNHCR and Community members, Gov does not attend) (2021)</p> <p>Basic Education: 4 MDA, 1 Zanzibar Education Sector Committee, 0 LGAs</p>	<p>Refugees: 3 (Protection Working Group lead by UNHCR with all refugee protection stakeholders; SEA Task-force and GBV task force meets regularly, WASH Committee - Government participation in all)</p> <p>Basic education: 6 MDA, 1 Zanzibar Education Sector Committee, 27 LGAs in Mainland</p>	<p>Implementing partner reports, WG/TF meeting minutes</p> <p>Basic education: Implementing partner reports, A-JESR report, ESDP and ZEDP mid- & full term reports</p>	
1.2.2: # of MDAs and LGAs equipped with skills and knowledge to coordinate multi-sectoral responses to advance gender-responsive basic education, RMNCAH, AIDS, TB, malaria, nutrition, WASH and protection services.		<p>RMNCAH: 5 MDAs (MOH, MOCDGWSG, Zanzibar MOHSWEGC, PORALG, PoRALG & SD of RoGZ); LGA 182 and 11 Districts in Zanzibar</p> <p>AIDS: 4 (TACAIDS, NACP; ZAC, ZIHHTLP)</p>	<p>RMNCAH: 5 MDAs (MOH, MOC-DGWSG, Zanzibar MOHSWEGC, PORALG, PoRALG & SD of RoGZ); LGA 182 and 11 Districts in Zanzibar</p> <p>AIDS: 6 (TACAIDS, NACP; ZAC, ZIHHTLP; Private sector coordination involved - ATE/TPSF, ABCZ)</p>	<p>JHSR reports, MTR One Plan III & HSSP V</p> <p>AIDS: Annual HIV Progress Reports and strategic plans</p>	
		<p>TB: 3 MDAs (MOH, Zanzibar MOHSWEGC, PORALG); LGA 182 and 11 Districts in Zanzibar</p>	<p>TB: 9 MDAs (MOH, Zanzibar MOHSWEGC, PORALG, MoE, PMO, Ministry of minerals, Ministry of Home Affairs, Ministry of Industry Trade & Investment, Ministry of works and transport, Ministry of Lands, Housing and Human Settlements) LGA 182 and 11 Districts in Zanzibar</p>	<p>Annual TB reports, MAF-TB reports</p>	

Results	Performance Indicators (Disaggregated)	Baseline (Year)	Target (Duration of Cooperation Framework)	Source/MoV	Assumption Statement
		Malaria: 6 MDAs (MOH, NMCP, Zanzibar MOHSWEGE, ZAMEP, PORALG, PoRALG & SD of RoGZ) Nutrition: 4 MDAs, 31 LGAs Mainland, 11 districts in Zanzibar	Malaria: 6 MDAs (MOH, NMCP, Zanzibar MOHSWEGE, ZAMEP, PORALG, PoRALG & SD of RoGZ) Nutrition: 6 MDAs, 50 LGAs Mainland, 11 districts in Zanzibar	National malaria strategic plan MTR & MPR reports JMNR reports, NMNAP II review report	
		WASH: 4 MDAs, 17 LGAs Mainland; 2 districts in Zanzibar	WASH: 4 MDAs, 17 LGAs Mainland; 2 districts in Zanzibar	WASH: Annual Reports, Joint sector reviews.	
		Protection: 7 MDA (PMO, PO-RALG, MOC-DGWSG, Zanzibar MOHSWEGE, MOHA, MOCLA, RITA), 64 LGAs on Mainland and 11 districts in Zanzibar	Protection: 11 MDAs (PMO, PO-RALG, MOC-DGWSG, Zanzibar MOHSWEGE, MOHA, MOCLA, MOICAS, MOE, MOEZ, RITA, PCCB), all 92 LGAs on Mainland and 11 districts in Zanzibar equipped with knowledge and skills to implement the new protection policies (2022 -)	Annual reports from NPA-VAWC; Anti-FGM strategy; Child Justice Strategy; CRVS Strategic Plan annual reports; Protection and Solutions strategy;	
1.2.3: Level of implementation of strategic plans to advance gender-responsive and inclusive basic education, RMNCAH, AIDS, TB, malaria, nutrition, and protection services available.		Basic education: level 1	Basic Education: level 3	Implementing partner reports, AJESR report, ESDP and ZEDP mid- & full term reports	
Level 0: No strategic plans in place for gender-responsive and inclusive basic education, RMNCAH, AIDS, TB, malaria, nutrition, and protection services in place.		RMNCAH: Baseline 4 (26 - 50%) HSSP IV, One plan II, HRH and social welfare strategy 2014-2019, National nursing and midwifery strategic plan	RMNCAH: 5 (51-75%)	RMNCAH: Mid and End Term review reports	
Level 1: Gender-responsive and inclusive strategic plans in place but not implemented by relevant MDAs, LGAs and other stakeholders etc.		TB: Level 4	TB: Level 5	Mid and End Term program review reports	
Level 2: Gender-responsive and inclusive strategic plans in place but only 20-25% implementation by relevant MDAs, LGAs and other stakeholders etc.		AIDS: Level 4	AIDS: Level 5	AIDS: HIV Strategic Plans MTR, ETR and Progress reports	
Level 3: Gender-responsive and inclusive strategic plans in place but only 26%-50% implementation by relevant MDAs, LGAs and other stakeholders etc.		Malaria: Baseline level 4 (63% implementation of national malaria strategic plan)	Malaria: Level 5 75% (2023); 90% (2025)	national malaria strategic plan MTR & MPR reports	
Level 4: Gender-responsive and inclusive strategic plans in place but only 51%-75% implementation by relevant MDAs, LGAs and other stakeholders etc.		Nutrition: level 1	Nutrition: level 3	JMNR reports, NMNAP II review report	
Level 5: Gender-responsive and inclusive strategic plans in place but only 76%-100% implementation by relevant MDAs, LGAs and other stakeholders etc.		WASH: Level 1	WASH: Level 3	WASH Joint Sector Review reports, Annual Reports	
		Protection: - NPA-VAWC (2017/2022) on both Mainland and Zanzibar - level 2; - Anti-FGM strategy (2021-2025) (Mainland) - level 1; - Second Five-Year Strategy for Progressive Child Justice Reform 2020-21-2024-25 - level 3; - CRVS Strategic Plan - level 0; - (Refugees) Protection and Solutions strategy 2020 - 2021 - level 1; 2022 - 2023 - level 1;	Protection: - NPA-VAWC (2022 -) on both Mainland and Zanzibar - level 3; - Anti-FGM strategy (2021-2025) (Mainland) - level 3; - Second Five-Year Strategy for Progressive Child Justice Reform 2020-21-2024-25 - level 4; - CRVS Strategic Plan - level 2 - (refugees) Protection and Solutions strategy 2022 - 2023 - level 2; 2024-2025 level 2; 2026-2027 level 3;	NPA-VAWC; Antif-FGM strategy; Child Justice Strategy; CRVS Strategic Plan annual reports; Protection and Solutions strategy (2021-2027) reports; Kigoma Joint Programme implementing reports (2017 -2025); implementation reports and amended protection related laws.	



Results	Performance Indicators (Disaggregated)	Baseline (Year)	Target (Duration of Cooperation Framework)	Source/MoV	Assumption Statement
Output 1.3: Institutions have enhanced capacity to mobilize and efficiently manage domestic and external finance, including schemes and systems in a gender-responsive, equitable, transparent and accountable manner for basic education, health (with particular focus on RMNCAH, AIDS, TB, malaria, & epidemic prone diseases), nutrition, WASH and protection services.	1.3.1: No. of MDAs with gender-responsive, equitable resource mobilization strategies for basic education, RMNCAH, AIDS, TB, malaria, nutrition, WASH and protection services. (Disaggregated by type of MDA)	Basic education: 0 RMNCAH: 5 (MOH Mainland & Zanzibar, MoCDGWSG, PORALG, PORALG & SP RGoZ) AIDS: 4 (TACAIDS, NACP, ZAC, ZIHHTLP) TB: 3 (MOH (Mainland), Zanzibar MOHSWEGC, PORALG)	Basic education: 2 (MOEST, MOEVT) RMNCAH: 5 (MOH Mainland & Zanzibar, MoCDGWSG, PORALG, PORALG & SP RGoZ) AIDS: 5 (TACAIDS, NACP, ZAC, ZIHHTLP; Private Sector - ATE/TPSF & ABCZ) TB: 9 MDAs (MOH Mainland, Zanzibar MOHSWEGC, PORALG, MoE, PMO, Ministry of minerals, Ministry of Home Affairs, Ministry of Investment, Industry and Trade, Ministry of works and transport, Ministry of Lands, Housing and Human Settlements)	Basic education: AJESR MTR of HSSP, One Plan NAIA, JHSR report MTR, ETR and Progress Report of the respective National HIV Strategic Plans Annual TB reports, MAF-TB reports	
		Malaria: 4 (NMCP, MoHSW, ZAMEP, MOHSWEGC) Nutrition: 1 (NMNAP II resource mobilization strategy) WASH: 4 (MOH, MOW, MOE, PORALG) Protection: 0	Malaria: 6 (NMCP, MoH, ZAMEP, Zanzibar MOHSWEGC, PORALG, PORALGSD) Nutrition: 2 (NMNAP III resource mobilization strategy, SBN) WASH: 4 (MOH, MOW, MOE, PORALG) Protection: 2 (Multi-sectoral for the new NPA-VAWC)	Govt, malaria operational plan, GF, others funding request & NMCP reports JMNr reports, PORALG nutrition reports Implementing partners report, monitoring reports, annual reports NPA-VAWCs RM strategies for Mainland and Zanzibar and selected LGAs	
	1.3.2: No. of MDAs with accountability frameworks/ policies to ensure gender-responsive, equitable and transparent management of finances in place. (Disaggregated by type of institution)	Basic education: 2 (MOEST, Zanzibar MOEVT) RMNCAH: 2 (MOH, GOT-HOMIS, PORALG-PLANREP) AIDS: 2 (TACAIDS, NACP) TB: 3 MDAs (MOH Mainland, Zanzibar MOHSWEGC, PORALG)	Basic education: 2 (MOEST, Zanzibar MOEVT) RMNCAH: 2 (MOHSW, GOT-HOMIS, PORALG-PLANREP) AIDS: 4 (TACAIDS, NACP, ZAC, ZIHHTLP) TB: 9 MDAs (MOH Mainland, Zanzibar MOHSWEGC, PORALG, MoE, PMO, Ministry of minerals, Ministry of Home Affairs, Ministry of Investment, Industry and Trade, Ministry of works and transport, Ministry of Lands, Housing and Human Settlements)	Basic education: Implementing partner progress report Tanzania National Health Account (NHA) Reports Respective National HIV Strategic Plans Annual TB reports, MAF-TB reports	
		Malaria: 5 (NMCP, Director of Policy and Planning, MoH, PORALG, LGAs) Nutrition: 2 (PMO - NMNAP 2 CRAAF, PORALG - PLANREP) WASH: 4 (MOH, MOW, MOE, PORALG) Protection: 4 (MoHA, MoCDGWSG, MOH, MOFP)	Malaria: 5 (NMCP, Director of Policy and Planning, MoH, PORALG, LGAs) Nutrition: 3 (PMO, PORALG, TFNC) WASH: 6 (MOH, MOW, MOE, PORALG, MOFP, MOTI) Protection: 4 (MoHA, MoCDGWSG and MOH updated for the NPAs-VAWC, MOFP)	Govt, malaria operational plan, GF, NMCP reports & others funding reports Joint Multisectoral Nutrition Review Reports, PORALG WASH Annual report, JHSR reports NPA-VAWC accountability frameworks and Regional/LGA strategies on VAWC accountability framework works	

Results	Performance Indicators (Disaggregated)	Baseline (Year)	Target (Duration of Cooperation Framework)	Source/MoV	Assumption Statement
	1.3.3: No. MDAs whose staff have knowledge and skills to efficiently manage domestic and external finance in a gender-responsive, equitable, transparent and accountable manner.	Basic education: 0 RMNCAH: 6 Academic and Research (operational & scientific researches and evaluation, competence based training), 4 Medical Professional Associations (advocacy, SRHR policy dialogues, 1 Association of Private Health Facilities (private sector engagement, resource mobilization, SRHS policy dialogue, service provision, training) 2 Faith Based (community engagement, advocacy, service provision, training)	Basic education: 3 (MOEST Mainland, Zanzibar MOEVT, PORALG) RMNCAH: 6 Academic and Research (operational & scientific researches and evaluation, competence based training), 4 Medical Professional Associations (advocacy, SRHR policy dialogues, 1 Association of Private Health Facilities (private sector engagement, resource mobilization, SRHS policy dialogue) 2 Faith Based (community engagement, advocacy, service provision, training)	Implementing partners progress and activity reports JHSR reports: THIS, annual budget speech	
		AIDS: 4 (TACAIDS, NACP, ZAC, ZIHHTLP) TB:3 MDAs (MOH Mainland, Zanzibar MOHSWEGC, PORALG)	AIDS: 7 (TACAIDS, NACP, ZAC, ZIHHT-LP, ATE, TPSF, ABCZ) TB: 9 MDAs (MOH Mainland, Zanzibar MOHSWEGC, PORALG, MoE, PMO, Ministry of minerals, Ministry of Home Affairs, Ministry of Investment, Industry and Trade, Ministry of works and transport, Ministry of Lands, Housing and Human Settlements)	MTR and ETR Reports of HIV Strategic Plans Annual TB reports, MAF-TB reports	
		Malaria: 5 (NMCP, ZAMEP, MoHC DGEC, PORALGSSD) Nutrition: 0	Malaria: 5 (NMCP, ZAMEP, MoHC-DGEC, PORALG PORALGSSD) Malaria: 5 (NMCP, ZAMEP, MoHC-DGEC, PORALG PORALGSSD)	Malaria strategic plan MTR, MPR reports NMNAP II review reports	
		WASH: 4 (MOH, MOW, MOE, PORALG) Protection: 2 (MOCDGWSG, MOHSWEGC)	Nutrition: 2 (PORALG, TFNC) Protection: 4 (MoHA including RSD, Immigration), MOCDGWSG, MOHSWEGC, MOFP)	Implementing partners report, monitoring reports, annual reports Implementing partner report/training reports	



Results	Performance Indicators (Disaggregated)	Baseline (Year)	Target (Duration of Cooperation Framework)	Source/MoV	Assumption Statement
Output 1.4: Capacities of key stakeholders increased to effectively deliver universal, quality, rights-based, gender-responsive, innovative and integrated, basic education, health (with particular focus on RMNCAH, AIDS, TB, malaria, & epidemic prone diseases), nutrition, WASH and protection services.	1.4.1: # and type of institutions supported to ensure universal coverage of services (Disaggregated by type of institution and skills strengthened)	Basic education: 3 MDAs, 23 LGAs in Mainland RMNCAH: 6 Academic and Research (operational & scientific researches and reports evaluation, competence based training), 4 Medical Professional Associations (advocacy, SRHR policy dialogues, 1 Association of Private Health Facilities (private sector engagement, resource mobilization, training) 2 Faith-Based (community engagement, advocacy, service provision, training)	Basic Education: 5 MDAs, 27 LGAs in Mainland, 11 districts in Zanzibar, 2 training RMNCAH: 6 Academic and Research (operational & scientific research and evaluation, competence-based training), 4 Medical Professional Associations (advocacy, SRHR policy dialogues, 1 Association of Private Health Facilities (private sector engagement, resource mobilization, SRHS policy dialogue) 2 Faith-Based (community engagement, advocacy, service provision, training)	Basic education: Implementing partner progress/ activity JHSR reports. THIS, the annual budget speech	
		AIDS: 4 (TACAIDS, NACP, ZAC, ZIHHTLP)	AIDS: 6 (TACAIDS, NACP, ZAC, ZIHHTLP; Private sectors - ATE/TPSF; ABCZ)	Annual Reports from TACAIDS, NACP, ZAC, ZIHHTLP	
		TB: 5 (NTLP, ZIHHTLP, Kibongoto hospital (MDR TB interventions), NIMR (operational research), PORALG)	TB: 5 (NTLP, ZIHHTLP, Kibongoto hospital (MDR TB interventions), NIMR (operational research), PORALG.)	TB annual reports, end-term program review report	
		Malaria: 40% (2020)- (proportion of visited health facilities (through MSDQI framework) in which malaria service providers have received appropriate training)	Malaria: 60% (2023), 85% (2025) (proportion of visited health facilities (through MSDQI framework) in which malaria service providers have received appropriate training)	Malaria: HMIS/DHIS2	
		Nutrition: # of health facilities and schools	Nutrition: # of health facilities and schools, CBOs and FBOS	JMNR reports, NIMNAP II review report	
		WASH: 4 (MOH, MOW, MOE, PORALG)	WASH: 6 (MOH, MOW, MOE, MoCDGWS), PORALG, PMO-DMD) + Zanzibar's Ministries of Health, social welfare, gender, elderly and children (MoHSGEC); water, energy and mining (MoWEM) and Education and vocational training (MOEVT)	Monitoring reports, annual sector reports, Evaluation Reports.	
		Protection: - MDAs: 10 (PMO, MoCDGWSG, Zanzibar MOHWSWEGC, PO-RALG, MOHA, MOCLA, RITA, PORALG, DSW, MOEZ); - LGAs (Social welfare in all LGAs, community development officers in 38 LGAs, schools in 9 regions, community health workers in 38 LGAs, police in 38 districts, judiciary in 70 districts, prosecution in 70 districts, prison in 3 districts * one prison facility serves more than one district- but for purposes of this framework the number represents the district where the prison is located, Child Protection Unit- Z.	Protection: - MDAs: 13 (PMO, MoCDGWSG, Zanzibar MOHWSWEGC, PO-RALG, MOHA, MOCLA, RITA, PORALG, DSW, MOICAS, MOE, MOEZ, PCCB); - LGAs: Social welfare in all LGAs, community development in all LGAs, schools in 26 regions, police in all districts, judiciary in all districts, prosecution in all districts, prison in 10 districts	Government/implementing partner's annual report/training reports	

Results	Performance Indicators (Disaggregated)	Baseline (Year)	Target (Duration of Cooperation Framework)	Source/MoV	Assumption Statement
	1.4.2: # of key institutions with the capacity to support universal coverage of education, health, nutrition, WASH and protection in vulnerable settings (Disaggregated by type of institution, vulnerable group covered, service provided)	Basic education: 3 (MOEST,Zanzibar MO-EVT, PORALG); 0 training institutions Health: 7 (MOH Mainland, Zanzibar MOHS-WEGC, PoRALG & SP RGoZ,MoFP, PMO)	Basic Education: 5 (MOEST,Zanzibar MOEVT, PORALG, TIE, NECTA); 2 training institutions Health: 7 (MOH Mainland & Zanzibar, MoCDGWSG, PoRALG, PoRALG & SP RGoZ), Mainland & Zanzibar MoFP, PMO)	AJESR reports Health: THIS findings	
		AIDS: 4 (TACAIDS,NACP, ZAC, ZIHHTLP) TB: 4 (NTLP, ZIHHTLP, Kibongoto Hospital, PORALG)	AIDS: 5 (TACAIDS, LGAs,NACP, ZAC, ZIHHTLP) TB: 4 (NTLP, ZIHHTLP, Kibongoto Hospital, PORALG)	HIV Strategic Plans Progress Reports, annual HIV progress Arenpnouratsl TB reports	
		Malaria: 4 (NMCP, ZAMEP, PoRALG, PoRALG & SD RGoZ,Zanzibar MOHSWEGC) Nutrition 5 (TFNC, PORALG, MOALF, MOH, PMO)	Malaria: 4 (NMCP, ZAMEP, PoRALG, PoRALG & SD RGoZ, Zanzibar MOHSWEGC) Nutrition: 9 (TFNC, PORALG, MOALF, MOH, PMO, MOEST, MOFP, Ministry of Investment, Industries and Trade, Ministry of Information and Communications Technology)	NMCP Annual Reports, MTR and MPR reports TBC	
		WASH: 4 (Zanzibar MOHCDGEG, MOW, MOE, PoRALG)	WASH: 7 (MOH Mainland, Zanzibar MOHSWEGC, MOCDWGS, MOW, MOE, PoRALG, Prime Minister's Office Department for Disaster Management (PMO-DMD)),	Annual reports, Field monitoring reports, Joint Sector review reports.	
		Progress under this indicator will be reported under 1.4.1	Progress under this indicator will be reported under 1.4.1	Implementing partner report on coverage and reach of vulnerable population with coverage of protection services,	
	1.4.4: No. of service delivery providers with knowledge and skills to ensure the availability of quality, gender responsive and inclusive services in line with national guidelines (Disaggregated by type of service provider of service e.g., HRH, education etc.)	Basic education: 2083 schools RMNCAH: 99,684 HRH,	Basic education: 5000 schools (#teachers) RMNCAH: 209,603 of HRH,	Basic education: Implementing partners progress and activity reports RMNCAH: Implementing partner report, MTR & ETR HHR 2020-2025 Annual HIV Progress Review Report	
		AIDS:AIDS: 4 (TACAIDS,NACP, ZAC, ZIHHTLP) TB: Inservice training - 32 RTLC, 195 DTLC in Mainland and Zanzibar, 6,871 clinicians and nurses, 1140 pharmacists and pharmaceutical assistants, 1895	AIDS:AIDS: 6 (TACAIDS,NACP, ZAC, ZIHHTLP, NACOPHA, KYP FORUM) TB: 32 RTLC, 195 DTLC in Mainland and Zanzibar, 15,000 clinicians and nurses, 5000 pharmacists and pharmaceutical assistants, 5000 Laboratory personnel and 1000 prison	Annual HIV Progress Review Report TB: annual TB reports (2019) and HRH Strategic Plan	
		Malaria: 40% (2020)- (proportion of visited health facilities (through MSDQI)	Malaria: 60% (2023), 85% (2025) (proportion of visited health facilities (through MSDQI)	Malaria: HMIS/DHIS2	
		Nutrition: agriculture and livestock extension officers, community health workers, school health and nutrition coordinators, health facility staff	Nutrition: # of agriculture and livestock extension officers, community health workers, school health and nutrition coordinators, health facility staff	TBC	

Results	Performance Indicators (Disaggregated)	Baseline (Year)	Target (Duration of Cooperation Framework)	Source/MoV	Assumption Statement
		<p>WASH:</p> <p>Protection: Social welfare officers: GBV: 100; VAC: 788 Community development officers: GBV: 350; VAC: 135 Teachers: GBV: 0; VAC: 8,722 Community health workers/parasocial workers: GBV: 25; VAC: 755 Health service providers: GBV/VAC: 500 Police: GBV: 1,500; VAC: 2,000 Judiciary: GBV: 155; VAC: 853 Legal aid providers incl. paralegals: GBV: 400; VAC: 149 Civil registrars: VAC: 8,956 (139 District Registrars, 5,656 health facility-based Assistant Registrars), 3,161 ward/community level Assistant Registrars)</p>	<p>WASH:</p> <p>Protection: Social welfare officers: GBV: 500; VAC: 1,500 Community development officers: GBV: 800; VAC: 300 Teachers: GBV: 250; VAC: 22,882 Community health workers/parasocial workers: GBV: 150; VAC: 3,350 Health service providers: 1,000 Police: GBV: 2,500; VAC: 5,000 Judiciary: GBV: 500; VAC: 3,075 Legal aid providers, including paralegals: GBV: 800; VAC: 1,570 Civil registrars: 11,180 (180 District Registrars, 6,500 health facility-based Assistant Registrars, 4,500 ward/community-level Assistant Registrars)</p>	<p>Protection: Training and annual reports from training institutions/implementing partners report</p>	
	<p>1.4.5: % of facilities in selected locations that meet criteria in national guidelines related to quality service provision. (e.g. including retention of users in continuum of service, # of days with stock outs of tracer medicines and commodities at targeted health facilities and pharmacies during last six months etc...)</p>	<p>COVID-19 case management: 184 (105 M:79F) health care workers from Zanzibar and 1 700 (1090M: 610F) HCWs from 32 Districts in four regions in Mainland TB</p>	<p>COVID-19 case management: TBD</p>	<p>Implementing partner reports</p>	
		<p>RMNCAH:</p> <p>>95.9% with no out-of-stock of tracer medicine (DHIS 2018; MTR HSSP IV report), >Basic EmONC coverage Dispensary/Health Centre: 51%/76% (SARA 2020), >Comprehensive EmONC coverage Health centre/Hospital: 24%/87% (SARA 2020, >4% of SDP with no stock out of modern contraceptives in the past 3 months</p>	<p>RMNCAH:</p> <p>>100% with no out-of-stock of tracer medicine (DHIS 2018; MTR HSSP IV report), >Basic EmONC coverage Dispensary/Health Centre: 70%/100% (SARA 2020), > Comprehensive EmONC coverage Health centre/Hospital: 80%/100% (SARA 2020), >20% of SDP with no stock out of modern contraceptives in the past 3 months</p>	<p>SARA report, EmONC survey, LMIS report, Service Delivery Points Survey report</p>	
		<p>AIDS: 60 % of health facilities TB: 98% of facilities with available trace medicines (RHZE, RH) Malaria: 14% (Proportion of health facilities scored above 75% of testing accuracy and quality control (TAQC) services with RDT) Nutrition: # of health facilities in 31</p>	<p>AIDS: 100% of Health Facilities TB: 100% of facilities with available trace medicines (RHZE, RH) Malaria: 75% (2023); 85% (2025) Nutrition: 50% of health facilities in 31 LGAs supported</p>	<p>Annual HIV Progress Report GF LFA commodity assessment report HMIS/DHIS2</p>	
		<p>WASH: 68% for schools and 80% health-care facilities Protection: 0 (social welfare offices, PGCD, OSCs, Gender desks in higher learning institutions, health facilities)</p>	<p>WASH: 100% for schools and health-care facilities Protection: 50% (social welfare offices, PGCD, OSCs, Gender desks in higher learning institutions, health facilities)</p>	<p>WASH reports Implementing partner's report/assessment reports</p>	

Results	Performance Indicators (Disaggregated)	Baseline (Year)	Target (Duration of Cooperation Framework)	Source/MoV	Assumption Statement
Output 1.5: Key stakeholders** have increased capacities for evidence generation, information systems for access to disaggregated data.	1.4.7 No. of planned population receiving multi-sectoral humanitarian assistance (GBV, child protection, wellbeing, 1.5.1: Proportion of basic education, RMNCAH, AIDS, TB, malaria, nutrition, WASH and protection indicators for which disaggregated, gender-responsive and inclusive data is available.	Number of Camp-based population: 205,764 (31st-Dec-21) urban-based population: 196 (31st-Dec-21) Basic education: 0% of KPIs in the Education sector performance monitoring report	Number of Camp-based population: 97,218 urban-based population: 150 Basic education: 100% of KPIs in the Education sector performance monitoring report	Government, UNHCR and Implementing Partner reports Education Sector Performance Report Annual Joint Education Sector Reviews	
		RMNCAH: % of indicators in HSSP V, One Plan III, NAIA-AHW, ZHSSP IV, Zanzibar RMNCAH 2019-2023 (need a value) AIDS: 45% of indicators in HIV Strategic Plans disaggregated, gender-responsive and inclusive data is available (need a value) TB: 100% of indicators for routine TB services disaggregated, gender-responsive and inclusive data is available as reported in the electronic TB register	RMNCAH: 100% of indicators in HSSP VI, One Plan IV, NAIA-AHW, Zanzibar HSSP V Zanzibar RMNCAH 2019-2023 (need a value) AIDS: 80% % of indicators in HIV Strategic Plans disaggregated, gender-responsive and inclusive data is available (need a value) TB: 100% of indicators for routine TB services disaggregated, gender-responsive and inclusive data is available as reported in the electronic TB register	MTR/ETR of HSSP V, One Plan III, ZHSSP IV, z RMNCAH, HMIS report National HIV strategic Plans Electronic TB register (ETL)	
		Malaria: 86% of indicators for routine malaria services disaggregated, gender responsive and inclusive data is available Nutrition: % of indicators in the NMNAP 2 CRAAF (need a value) WASH: 100% of gender responsive and disaggregated data for WASH standard indicators on water, supply and sanitation at Regional level.	Malaria: 100% of indicators for routine malaria services disaggregated, gender responsive and inclusive data is available Nutrition: 100% of indicators in the NMNAP 3 CRAAF WASH: 100% of gender responsive and disaggregated data for WASH standard indicators for water, supply and sanitation at regional/national level.	HMIS/DHIS2 DHS, NSMIS	
		Protection: 100% of DCMS, 0% Primero, 75% health; 0% judiciary/court indicators; refugees: community based protection data	Protection: 100% of DCMS, 100% Primero, 100% health; 100% judiciary/court and Police indicators; refugees: community based protection data	DCMS/Primero, DHIS/OCCG, Police GBV monitoring system, judiciary/court, GBV case management for women, including refugees; implementing partner progress reports	



Results	Performance Indicators (Disaggregated)	Baseline (Year)	Target (Duration of Cooperation Framework)	Source/MoV	Assumption Statement
1.5.2: Existence of mechanisms for data generation and use to monitor access to and use basic education, RMNCAH, AIDS, TB, malaria, nutrition, WASH and protection services. Level 0. No. mechanism for data generation and use in place. Level 1. Mechanism in place but not in use (not generating data) Level 2. Mechanism in place for data generation and use of basic education, RMNCAH, AIDS, TB, malaria, nutrition, WASH and protection services.	1.5.2: Existence of mechanisms for data generation and use to monitor access to and use basic education, RMNCAH, AIDS, TB, malaria, nutrition, WASH and protection services. Level 0. No. mechanism for data generation and use in place. Level 1. Mechanism in place but not in use (not generating data) Level 2. Mechanism in place for data generation and use of basic education, RMNCAH, AIDS, TB, malaria, nutrition, WASH and protection services.	Basic education: level 1	Basic education: level 2	PORALG education monitoring system; implementing partners progress/activity reports	
		RMNCAH: 1 (DHIS 2)	RMNCAH: 1 (DHIS 2)	DHIS2- National HMIS system	
		AIDS: Level 1	AIDS: Level 2	CTC, DHIS2, THOMSHA	
		TB: Level 2 (ETL)	TB: Level 2 (ETL)	ETL, DHIS2	
		Malaria: level 2	Malaria: level 2	NMCP surveillance bulletin, annual reports, MTR, MPR reports	
		Nutrition: level 1	Nutrition: level 2	TBC	
		WASH: Level 1	WASH: Level 2	EMIS, NSMIS	
		Protection: Level 1 (DHIS, DCMS/Primer, DHIS/OCGS, Police GBV monitoring system, judiciary/court including refugees)	Protection: Level 2 (DHIS, DCMS/Primer, DHIS/OCGS, Police GBV monitoring system, judiciary/court, including refugees)	DCMS/Primer, DHIS/OCGS, Police GBV case management for women, including refugees; implementing partner progress reports,	
		Basic education: 3 MDAs, 23 LGAs	Basic education: 6 MDAs, 27 LGAs	TBC	
		RMNCAH: 3 MDA (MoH Mainland/MoC-DGWSG, Zanzibar MOHCDGEC), 184 LGA in Mainland and 11 district-Zanzibar	RMNCAH: 3 MDA (MoH, MoCDGWSG, Zanzibar MOHCDGEC), 184 LGA in Mainland and 11 district-Zanzibar	HMIS	
AIDS: 2 (TACAIDS, NACP)	AIDS: 5 (TACAIDS, LGAs, NACP, ZAC, ZIHHTLP)	Annual HIV Progress Reports			
TB: 3 MDA (MOH, Zanzibar MOHSWEGE, PORALG) & LGA 182 and 11 Districts in Zanzibar	TB: 3 MDA (MOH, Zanzibar MOHSWEGE, PORALG) & LGA 182 and 11 Districts in Zanzibar	ETL, DHIS2			
Malaria: 2 (NMCP, ZAMEP, PORALG, PORALGSD)	Malaria: 2 (NMCP, ZAMEP, PORALG, PORALGSD)	NMCP & ZAMEP surveillance bulletin, annual reports, MTR, MPR reports			
WASH: 3 MDAs (MoHSW, ZMoH, MOE) 16 LGAs (Iringa, Kilolo, Mufindi, Mbeya, Mbarali, Chunya, Songwe, Njombe, Makete, Mbozi, Ijele, Mbombwa, Tunduma, Wete, Micheweni)	WASH: 15 MDAs (MoHSW, ZMoH, MOE) 16 LGAs (Iringa, Kilolo, Mufindi, Mbeya, Mbarali, Chunya, Songwe, Njombe, Makete, Mbozi, Ijele, Mbombwa, Tunduma, Wete, Micheweni)	DHS, NSMIS, EMIS			
Nutrition: 31 LGAs and 5 MDAs	Nutrition: 60 LGAs and 8 MDAs	TBC			
Protection: 13 MDAs (MoH Mainland, Zanzibar MOHSWEGE, MOHA, MOEST, Zanzibar MOEVT, MOCLA, PO-RALG, PMO-LYED, First Vice-Ministers Office, Zanzibar, MOTTI, NBS, OCGS, RITA); 70 LGAs (Mainland), 11 Districts (Zanzibar), refugees 1: Kigoma region with support of extended K.J.P	Protection: 17 MDAs (MoH Mainland, Zanzibar MOHSWEGE, MOHA, MOEST, MOEST, Zanzibar MOEVT, MOCLA, PO-RALG, PMO-LYED, First Vice-Ministers Office, Zanzibar, MoFP, ZPC, MOTTI, NBS, OCGS, RITA, MoIC, MoCYS), 147 LGAs (Mainland), 11 Districts (Zanzibar), 15 MDAs; refugees 1: Kigoma region with support of extended K.J.P	Implementing partner progress reports and training reports			

Results	Performance Indicators (Disaggregated)	Baseline (Year)	Target (Duration of Cooperation Framework)	Source/MoV	Assumption Statement
	1.5.4: % of regions and LGAs producing score cards to monitor quality and access to basic education, RMNCAH, AIDS, TB, malaria, nutrition, WASH and protection services.	Basic education: 0 RMNCAH: regions 100%, LGAs 100% AIDS - 2 (TACAIDS, NACP), 0 regions TB: regions 100%; LGAs 100%	Basic education: 100% for regions and 50% for LGAs RMNCAH regions 100%, LGAs 100% AIDS 4 (TACAIDS, NACP, ZAC, ZIHHT-LP); 100% regions TB: regions 100%; LGAs 100%	TBC DHS II report NACP, TACAIDS, ZAC and ZIHHTLP reports NTLP, ZIHHP supervision reports	
		Malaria: 100% -2020 (Proportion of regions supervised by national) Nutrition: regions 100% LGAs 30%	Malaria: 100% (2023), 100% (2025) Nutrition: 100% regions and 100% LGAs	NMCP supervision reports JMNR reports, PORALG nutrition reports	
		WASH: 0	WASH: 45% Regions and 60% LGAs	Implementing partners report, monitoring reports, annual reports	
		Protection: 0	Protection: DCMS/VAC: 35% regions and 38% LGAs; GBV: 38% LGAs	District Case Management Monitoring System	
	1.5.5: No. of districts with community level feedback mechanisms to assess the quality of basic education, RMNCAH, AIDS, TB, malaria, nutrition, WASH and protection services established.	Basic education: 1 RMNCAH: 182 district councils (Afya Maoni) [Zanziabar 100% (# district 11) AIDS: 0 Districts TB: 1 (Ex-TB patient support groups)	Basic education: 1 RMNCAH: 182 councils (Afya Maoni) [Zanziabar 100% (# district 11) AIDS: 50 Districts TB: 1 (Ex-TB patient support groups)	TBC Afya maoni report Implementing partner's report NTLP Annual reports, IP reports	
	NOTE: THE UNIT OF MEASUREMENT HERE IS # OF DISTRICTS. THEY CAN BE DISAGGREGATED BY SECTOR AND TYPE OF MECHANISM.	Malaria: 2 (Health Facility advisory Boards, Ward health committees) Nutrition: 0 WASH: 0	Malaria: 3 (Health Facility advisory Boards, Ward health committees, ??? Village committee) Nutrition: 3 WASH: 2	NMCP supervision reports, Afya maoni report, MTR & MPR reports JMNR reports, PORALG nutrition reports Annual WASH Reports, Partner reports	
		Protection: N/A Refugees 33 feedback mechanisms in all camps and urban areas (2021)	Protection: N/A Refugees 40 feedback mechanisms in all camps and urban areas	Implementing partner's report Operational complain boxes (mobile/inter-agency) help-desks	
Output 1.6: Communities have improved capacities to promote positive social and gender norms, and access to quality basic education, health (with particular focus on RMNCAH, AIDS, TB, malaria, & epidemic prone diseases), nutrition, WASH and protection services	1.6.1: # of community-based structures established to promote positive social and gender norms, and access to quality education, RMNCAH, AIDS, TB, malaria, nutrition, WASH and protection services (Disaggregated by type and level (e.g., Knowledge Centre, Protection Committees, Disability Councils).	Basic education: 0 RMNCAH Baseline 3 (Community health care workers (CHWs), Peer educators and Health information teams (HIT) in the refugees camps) AIDS: 4 (Community Health Care Workers, PLHIV support Groups, Key Population Groups, Occupational Health and Safety committees (OHS)	Basic education: 5000 (Parent Teachers Association/School management committees) RMNCAH: Target 3 (Community health care workers (CHWs), Peer educators and Health information teams (HIT) in the refugees camps) AIDS: 7 (Community Health Care Workers, PLHIV support Groups, Key Population Groups, Occupational Health and Safety committees (OHS), AGYW/PLHIV support groups, traditional and religious leader change agent groups, Peer education and awareness raising discussion groups)	Implementing partner progress/activity report IPs reports, JHSR report Annual HIV Progress Reports, Annual Labour Inspection Reports, Occupational Health and Safety Reports	

Results	Performance Indicators (Disaggregated)	Baseline (Year)	Target (Duration of Cooperation Framework)	Source/MoV	Assumption Statement
		TB: 3 (Community Health Workers, Ex-TB patient support groups, Key/vulnerable populations - small scale miners, children and prisoners)	TB: 3 (Community Health Workers, Ex-TB patient support groups, Key/vulnerable populations - small scale miners, children and prisoners)	TB: Annual TB report, Implementing Partner reports	
		Malaria: 3 (Community owned resource persons-CORPS, Community health volunteers, Ward health committees)	Malaria: 3 (Community owned resource persons-CORPS, Community health volunteers, Ward health committees)	Malaria: NMCP annual, MTR and MPR reports	
		Nutrition: 1 - VHND	Nutrition: 2 (VHND and national campaigns)	JMNR reports, PORALG nutrition reports	
		WASH: 3 (GLTS Committees, SWASH Committees, COWSOs)	WASH: 3 (GLTS Committees, SWASH Committees, COWSOs)	Implementing partners report, monitoring reports, annual reports	
		Protection: 8 (parenting groups, para-legal groups, community health workers, women and children protection committees, knowledge centers, community activists, faith-based groups and peer educators both in Mainland and Zanzibar)	Protection: 11 (parenting groups, para-legal groups, para-social welfare, traditional leaders, community health workers, women and children protection committees, knowledge centers, disability councils, community activists, faith-based groups, and peer educators both in Mainland and Zanzibar)	Implementing partner reports, committee reports	
		Across refugee camps 20 community committees (e.g. women, Men, Child protection, Youth, Parent-teacher, Adult Child Protection, CBR and elderly, Child Club, environment, camp safety, CWC, livelihood, WASH, Shelter specific, health, Persons with special needs) 2021	Refugees - 28 community committees (e.g. women, Men, Child protection, Youth, Parentteacher, Adult Child Protection, CBR and elderly, Child Club, environment, camp safety, CWC, livelihood, WASH, Shelter specific, health, Persons with special needs)	Implementing partner reports, committee reports	
	1.6.2: # of community workers supported to promote access to quality education, RMNCAH, AIDS, TB, malaria, nutrition, WASH and protection services. (Disaggregated by sex, function/type.)	Basic education: 0	Basic education: 1000 (ward education officers)	Implementing partners progress/ activity reports	
		RMNCAH: # of Community HCWs, Peer educators and Health information Teams (HIT) in the refugee camps.	RMNCAH: # of Community HCWs, Peer educators and Health information Teams (HIT) in the refugee camps.	HRMIS	
		AIDS: 240 community workers supported to promote access to quality AIDS services (Community Health Care Workers, PLHIV support Groups, Key Population Groups, Young People Support Group)	AIDS: 800 community workers supported to promote access to quality AIDS services (Community Health Care Workers, PLHIV support Groups, Key Population Groups, Young People Support Group)	Annual HIV Progress Report	
		TB: 2,655 Community workers supported to provide TB services in 2021	TB: 5,520 Community Health Workers (30 CHW per 182 LGAs)	IPs implementation reports	
		Malaria: 78% - 2020 (Proportion of health workers trained on providing SBC messages to clients)	Malaria: 80% (2023), 85% (2025)	HMIS/DHIS2	
		Nutrition: # of agricultural extension workers, school health coordinators and community health workers	Nutrition: nutrition: # of agricultural extension workers, school health and nutrition coordinators and community health workers	JMNR reports, PORALG nutrition reports	



Results	Performance Indicators (Disaggregated)	Baseline (Year)	Target (Duration of Cooperation Framework)	Source/MoV	Assumption Statement
		WASH: # of CLTS, SWASH committees and COWSOS Protection: 1,288 social welfare officers, 1,500 community development officers, 9,222 guidance and counseling teachers and 0 community health workers/volunteers, # (TBD) of incentive workers in refugee camps	WASH: # of CLTS, SWASH committees and COWSOS Protection: 1,500 social welfare officers, 2,000 community development officers, 22,882 guidance and counseling teachers and 500 community health workers/volunteers; # of incentive workers in refugee camps	Implementing partners report, monitoring reports, annual reports Implementing partner reports of partners hiring and supporting incentive workers, and promoting access to services	
	1.6.3: No. & % of population in targeted communities aware of their right to basic education, RMNCAH, AIDS, TB, malaria, nutrition, WASH and protection services. (Disaggregated by sex)	RMNCAH: % men and % women	RMNCAH: 100% of both men and women	TDHS	
		AIDS: #..... of community workers supported. UN Women: 15,000 people (9,000 women and 6000 men) people, Formal and Informal Workers supported by ILO 20,000 (10,000 men and 10,000 women)	AIDS: All community workers supported. UN Women: 50,000 people are aware of their right to basic education and access to screening and treatments of dual public health problems of HIV and cervical cancer, 20,000 workers and employers in the formal and informal vulnerable sectors are aware of sexual harassment and Violence at workplaces and have access to HIV and protection services	Annual HIV Progress report	
		TB: NA Nutrition: 10%	TB: 100% of targeted community Nutrition: 35%	TB annual report, IPs reports JMNR reports, PORALG nutrition reports	
		WASH: 0% 0%	WASH: 80% Protection: 30% 30% refugee population	Joint Sector Reports, Annual Reports, Field monitoring reports Protection: Implementing partner reports on awareness raising and capacity building.	



IMPACT: INCLUSIVE, SUSTAINABLE ECONOMIC TRANSFORMATION & GROWTH ACHIEVED THROUGH A GREENER DEVELOPMENT PATH WITH MULTI-DIMENSIONAL POVERTY ELIMINATED & RESILIENCE IMPROVED	
National development priorities: National Five Year Development Plan 2021/2022- 2025/2026, Tanzania Development Vision 2025, Zanzibar Development Plan (2021-2026), Zanzibar Development Vision 2050.	
Regional Frameworks: Africa Agenda 2063	
SDGs and SDG targets:	SDG 2.3,SDG 2.4,SDG 5.2,SDG 8.3, SDG 8.5, SDG 9.2,SDG 9.3
Contributing UN Agencies:	DESA, FAO, IFAD, ILO, ITC, UNCDF, UNCTAD, UNDP, UNEP, UNESCO, UNFPA, UNIDO, UNOPS, UNWOMEN, WFP

Strategic Priority 2: Prosperity

Results	Performance Indicators (Disaggregated)	Baseline (Year)	Target (Duration of Cooperation Framework)	Source/MoV	Assumption Statement
Outcome 2: By 2027 People in the United Republic of Tanzania working in MSMEs and small-scale agriculture, especially the most vulnerable, achieve increased, more sustainable productivity and incomes with more equitable access to productive resources.	2.1: Volume of production per sub-sector	Food Crops (mainland): 18,196,733 tons; Food self-sufficiency ratio (mainland): 126 % Food Crops (Zanzibar): 431,256 tons Food sufficiency ratio (Zanzibar): 78% Cash Crops (mainland): 1,058,798 tons Cash Crops (Zanzibar): 12,024 tons Livestock - Meat (mainland): 702,000 tons Livestock - Meat (Zanzibar): 3,946 tons Livestock - Milk (mainland): 3,011 Litres in millions Livestock - Milk (Zanzibar): 6.11 Litres in millions Livestock - Eggs (mainland): 4,375,888,580 Livestock - Eggs (Zanzibar): 223,778,300 Fisheries (mainland): 497,567 tons Fisheries (Zanzibar): 38,107 Tons Honey (mainland): 2,591,034 litres Honey (Zanzibar): 10,968 Litres	Food Crops (mainland): 21,662,777 tons Food sufficiency ratio (mainland): 150% Food Crops (Zanzibar): 500,000 tons Food sufficiency ratio (Zanzibar): 82% Cash Crops (mainlands): 1,583,200 tons Cash Crops (Zanzibar): 17,700 tons Livestock - Meat (mainland): 951,700 tons Livestock - Meat (Zanzibar): 5,000 tons Livestock - Milk (Zanzibar): 4.3 Litres in billions Livestock - Milk (Zanzibar): 7.52 Litres in millions Livestock - Eggs (mainland): 5,950,000,000 Livestock - Eggs (Zanzibar): 324,400,000 Fisheries (mainland): 600,000 tons Fisheries (Zanzibar): 50,000 Tons Honey (mainland): 60,000 Tons	MoA, MAINL, MoF, NBS, OCGS Agriculture Statistics Department (Annual Agriculture Survey report) National Five Year Development Plan 2021/2022-2025/2026, Zanzibar Statistical Abstract 2020, National Sample Census of Agriculture 2019/2021, Zanzibar Development Vision 2050, Zanzibar Development Plan (2021 – 2026), TFS Strategic plan 2021 - 2026, National Economic Survey 2020	1. Government priorities do not change, in relation to economic growth and transformation including commercialization. 2. Wider enabling environment for access to digitalization – such as communication networks, mobile phone handsets and technologies - continues to expand and improve. 3. Positive trajectory of key economic sectors post Covid-19 remains
	2.2: Proportion of landscape under productive and sustainable agriculture	2019/2020 (Source National Sample Census of Agriculture) Land under Productive agriculture: 16,717,287 ha (80.5 percent) Land under Sustainable agriculture: TBC (ongoing training for collection of data)	Land under Productive agriculture: TBC Land under Sustainable agriculture: TBC	MoA, MAINL, NBS Agriculture Statistics Department (Annual Agriculture Sample survey- crop and livestock report and National Sample Census of Agriculture 2019/20), National Irrigation Commission, VPO (State of the Environment report), SUA, TPRI	
	2.3: Proportion of total agricultural population with ownership over agricultural land by sex	Men: 69 percent Women: 31 percent	Men: 65 percent Women: 35 percent	National Sample Census of Agriculture 2019/20	
	2.4: Mean Monthly Income of Paid, Self Employed Persons and Agriculture workers by sex	Paid employees mainland: Men: TZS 397,008 Women: TZS 379,728 Paid employees Zanzibar: Men: TZS 393,893 Women: TZS 346,436 Self-employed mainland: Men: TZS 543,048 Women: TZS 265,623 Self-employed Zanzibar: Men: TZS 517,339 Women: TZS 141,998 Agriculture workers mainland: Men: TZS 366,668 Women: TZS 249,424 Agriculture workers Zanzibar: Men: TZS 507,957 Women: TZS 177,542	Paid employees Mainland Men: TZS 476,409 Women: TZS 455,673 Paid employees Zanzibar Men: TZS 472,671 Women: TZS 415,723 Self-employed mainland: Men: TZS 814,572 Women: TZS 411,715 Self-employed Zanzibar Men: TZS 776,008 Women: TZS 220,096 Agriculture workers mainland: Men: TZS 586,668 Women: TZS 498,848 Agriculture workers Zanzibar: Men: TZS 1,015,914 Women: TZS 355,084	ILFS 2020, NBS, OCGS	
	2.5: Unemployment rate by sex, age and area	Men Mainland: 5.7 percent Zanzibar: 10.4 percent Women Mainland: 12.2 percent Zanzibar: 29.7 percent Youth (15-35 years) Mainland: 12.2 percent Zanzibar: 27.6 percent Rural Mainland: 7.2 percent Zanzibar: 13.8 percent Urban Mainland: 9.9 percent Zanzibar: 26.0 percent	Men Mainland: 4 percent Zanzibar: 9.9 percent Women Mainland: 11.2 percent Zanzibar: 25.9 percent Youth (15-35 years) Mainland: 11.2 percent Zanzibar: 24.7 percent Rural Mainland: 6.2 percent - Zanzibar: 13.3 percent Urban Mainland: 8.9 percent Zanzibar: 25 percent	ILFS 2020, NBS, OCGS	

Results	Performance Indicators (Disaggregated)	Baseline (Year)	Target (Duration of Cooperation Framework)	Source/MoV	Assumption Statement
Output 2.1 MDAs and private sector have enhanced technical capacity to develop and/or revise transformative, gender-responsive, inclusive, evidence-based policies, plans, strategies, and regulatory frameworks that address the needs of the MSMEs and Smallholder farmers.	2.6: Percentage of total employment by industry and sex	Agriculture, forestry, fisheries Men: 61.8 percent Women: 60.4 percent Mainland: 61.8 percent Zanzibar: 35.5 percent Manufacturing Men: 11.3 percent Women: 4.5 percent Mainland: 7.8 percent Zanzibar: 17.1 percent Services Men: 26.8 percent Women: 35.2 percent Mainland: 30.5 percent Zanzibar: 47.4 percent	Agriculture, forestry, fisheries Men: 60 percent Women: 55.4 percent Mainland: 56.8 percent Zanzibar: 30.5 Manufacturing Men: 12.8 percent Women: 6 percent Mainland: 9.3 percent Zanzibar: 19.6 percent Services: Men: 28.8 percent Women: 43.2 percent Mainland: 35 percent Zanzibar: 50 percent	ILFS 2020, NBS & OCGS	
	2.7: Proportion of small-scale manufacturing industries in total manufacturing industry value added	Small scale manufacturing industries (those employing 1-10 people): 7.2% of total manufacturing value added.	Small scale manufacturing industries (those employing 1-10 people): 14% of total manufacturing value added	CIP 2013 (CIP 2013= Census of Industrial Production of 2013)	
	2.1.1 No. of transformative, gender responsive, inclusive and evidence-based policies, plans, strategies and regulatory frameworks relevant to MSME and/or SHF developed and/or revised	1. Policies: 16 (1. ICT Policy (2013) 2. National Microfinance Policy (2017) 3. Zanzibar Employment Policy 2009 4. National Employment Policy 2008 5. Cooperative Development Policy 2007 6. National Youth Development Policy 2014 7. SMEs Policy 2003 8. Tanzania Culture Policy (1997) 9. Zanzibar Culture Policy (2005) 10. Zanzibar Industrial Policy of 2019-2029 (ZIP 2019-2029) 11. National Agriculture Policy 2013 12. Zanzibar blue economy policy 2020 13. National Productivity Policy 14. Zanzibar SME Policy 2020 15. Zanzibar Private Sector Policy 2020 16. Draft National Food Safety Policy Guidelines (2011) 2. Plans: 11 (1. ASDP II (2017/28) 2. National Fisheries Sector Masterplan (2021/36) 3. National Plan of Action for Implementation of SSF Guidelines (2021/26) 4. Five Years Development Plan 5. Financial Sector Development Master Plan 6. Generation Equality Forum 2021 7. Zanzibar Blue Economy Intervention Plan 8. National Youth Employment Action Plan 10. Zanzibar Agriculture Sector Development Plan 2019-2020-2030 11. Zanzibar Development Plan 2021-2026 3. Strategies: 6 (1. National Strategy for Youth Involvement in Agriculture (2022/27) 2. National Financial Inclusion Framework II (NFIF 2: 2018-22) 3. Zanzibar Industrial Policy Implementation Strategy 4. Women and Youth Development Fund 5. National Land Investment Subcommittee 6. Zanzibar Blue Economy Strategy 4. Regulatory frameworks: 1 (1. Plant Protection Act (2020))	1. Policies: 14 (1. National Livestock Policy (revised) 2. Zanzibar Employment Policy (revised) 3. National Employment Policy 2022 4. Cooperative Development Policy 2022 5. National Youth Development Policy (revised) 6. SMEs Policy 2022 7. Digital Transformation Policy (revised) 8. Data protection policy (revised) 9. Tanzania Culture Policy (revised) 10. Zanzibar Culture Policy (revised) 11. Sustainable Industrial Development Policy (revised) 12. National Agriculture Policy (revised) 13. Zanzibar blue economy policy (revised and re-aligned) 14. National Food Safety Policy Guidelines 2. Plans: 4 (1. Agriculture Statistics Strategic Plan (revised) 2. Tanzania Agriculture Climate Resilience Plan (revised) 3. Zanzibar Blue Economy Intervention Plan (re-aligned) 4. National Youth Employment Action Plan (revised) 3. Strategies: 20 (1. National Agricultural Mechanization Strategy (revised) 2. National Financial Inclusion Framework III (revised) 3. Digital Economy Strategy 4. Regulatory Sandbox Framework 5. Implementation Strategy/plan of the Sustainable Industrial Development Policy 6. e-commerce framework 7. Strategy for linking tourism sector and the local economic development 8. National investment guide for Tanzania 9. National investment guide for Zanzibar 10. Crowdfunding regulatory framework 11. Framework For National Coordination Mechanism For Tackling Illegal Maritime Activities In The United Republic Of Tanzania 12. Strategy to strengthen local pharmaceutical production 13. The National ACTA Implementation Strategy 14. Generation Equality Forum 2021 15. Women and Youth Development Fund (revised) 16. National Land Investment Subcommittee (revised) 17. Zanzibar Apprenticeship Strategy 2022 18. Zanzibar Blue Economy Strategy 2021 (re-aligned) 19. Disability Mainstreaming Strategy for Tanzania Mainland 20. Disability Mainstreaming Strategy for Zanzibar 4. Regulatory frameworks: 5 (1. Zanzibar Animal Resource Management Act, 1999 (to be revised) 2. Start-up Policy/Act 3. Local Government Financing Act 4. Loans Grant and Guarantee Act 5. Budget Guidelines)	Policies Plans Strategies Regulations Progress reports Ministry briefs and publications	



Results	Performance Indicators (Disaggregated)	Baseline (Year)	Target (Duration of Cooperation Framework)	Source/MoV	Assumption Statement
<p>2.1.2 No of MDAs, LGAs and private sector, with enhanced technical capacity to develop/improve transformative, gender-responsive, inclusive, evidence-based policies, plans, strategies, and regulatory frameworks that address the needs of the MSMEs and Small holder farmers</p>	<p>1. MDAs: 20 (1. BOT 2. TCDC 3. MoCIC 4. ICTC 5. CMSA 6. DSE 7. MOFP 8. PORALG 9. Ministry of Trade Industry and Investment 10. Ministry of Education, Science and Technology 11. Ministry of Health, Community Development Gender Elderly and Children Mainland 12. Zanzibar Ministry of Labour Empowerment Elders Women and Children 13. Prime Minister's Office 14. Ministry of Agriculture 15. Ministry of Blue Economy and Fisheries 16. National Economic Empowerment Council 17. Ministry of Blue Economy and Fisheries, Zanzibar 18. Second Vice president's Office, Zanzibar 19. Prime Minister's Office 20. Zanzibar Ministry of infrastructure, communications and transportation)</p> <p>2. LGAs: 19 (1. Kigoma Regional Administrative Secretary Office 2. Msalala District Council 3. Ikungi District Council 4. Kongwa 5. Kondo 6. Bahi 7. Chamwino 8. Mpwapwa 9. Chembra 10. Kasulu TC 11. Kasulu DC 12. Kibondo 13. Kakonko 14. Kiteto 15. Longido 16. Wangigombe 17. Iringa rural 18. Mbeya rural 19. Sumbawanga)</p> <p>3. Private sector: 23 (1. TAMFI, 2. SCULT, 3. MFIs, 4. SACCOS, 5. Banks 6. Community banks, 7. + 17</p>	<p>1. MDAs: 38 (1. Ministry of Livestock and Fisheries 2. Ministry of Agriculture Irrigation Natural Resource and Livestock 3. Ministry of Blue Economy and Fisheries 4. Ministry of Agriculture 5. National Bureau of Statistics 6. Office of Chief Government Statistician 7. Ministry of Industry and Trade (Mainland) 8. Ministry of Trade and Industry Development (Zanzibar) 9. Tanzania Bureau of Standards (TBS) 10. Prime Ministers Office - Labour, Employment, Youth and People with Disabilities 11. Zanzibar Ministry of Labour Empowerment, Elders, Women and Children 12. Tanzania Cooperative Development Commission 13. BOT, 14. MoCIC, 15. ICTC 16. TCRA 17. CSMA, 18. TIRA 19. PORALG 20. Ministry of Culture, Arts and Sports 21. Ministry of Information, Youth, Culture and Sports (Zanzibar) 22. UNESCO National Commission for URT 23. COSOTA 24. COSOZA 25. National Arts Council (BASATA) 26. Film Board Tanzania 27. Ministry of Education, Science and Technology 28. Ministry of Health Community Development Gender Elderly and Children Mainland 29. National Economic Empowerment Council 30. Second Vice president's Office, Zanzibar 31. Department of Fisheries Development (DFD) 32. Center on Ecotourism and Sustainable Development (CESD) 33. DSE 34. MoFP 35. NEEC 36. SIDO 37. COSTECH 38. TIRDO</p> <p>2. LGAs: 53 (1. Kigoma Regional Administrative Secretary Office 2. Msalala District Council 3. Ikungi District Council 4. 50: Kongwa, Kondo, Bahi, Chamwino, Mpwapwa, Chembra, Kasulu TC, Kasulu DC, Kibondo, Kakonko, Kiteto, Longido, Wangigombe, Ludewa, Makambako, Iringa rural, Mbeya rural) Arusha Babati, Bahi, Bariadi, Bunda, Busega, Butiam, Chamwino, Chembra, Hai, Hanang, Ikungi, Iramba, Ilima, Karatu, Kishapu, Kiteto, Kondo, Kongwa, Maswa, Meru, Moshi, Mpwapwa, Rombo, Serengeti, Shinyanga, Siha, Simanjiro, Singida, Tarime, Ushetu, Uvinza, Sumbawanga DC, Sumbawanga TC, Kalambo, Nkasi, Ludewa, Njombe DC, Wangigombe, Mlele, Kilo, Iringa rural, Songea rural and Namtumbo</p> <p>3. Private sector: 56 (1. Confederation of Tanzania Industries (CTI), 2. Tanzania Private Sector Foundation (TPSF) 3. Zanzibar Chamber of Commerce, Industry and Agriculture (ZCCIA) 4. Association of Tanzania Employers 5. Zanzibar Association of Employers 6. Trade Union Congress of Tanzania 7. Zanzibar Trade Union Congress 8. Tanzania Women Chamber of Commerce 9. TAPBDS 10. SYB Association 11. WED Network 12. TAMFI 13. SCULT 14. MFI 15. SACCOS 16. Banks 17. APHHA 18. CSSC 19. Community banks 20. Tanzania Horticultural Association 21. Barefoot College Zanzibar 22. TAHA 23. TATO 24. ZITO 25. TPSF 26. TSA 27. +30</p>	<p>Implementing partners progress reports</p>		



Results	Performance Indicators (Disaggregated)	Baseline (Year)	Target (Duration of Cooperation Framework)	Source/MoV	Assumption Statement
<p>2.1.3: Status of the development of policies and plans relevant to MSME and small-holder farmers</p> <p>Level 0: No gender responsive and inclusive policies and plans relevant to MSME and small-holder farmers exist.</p> <p>Level 1: Review and assessment to establish gender responsiveness and inclusivity ongoing for the development of new plans and/or existing plans for MSME and smallholder farmers.</p> <p>Level 2: Review and assessment to ensure gender responsiveness and inclusivity for the development of new plans and/or existing plans for MSME and small-holder farmers completed.</p> <p>Level 3: Draft, gender responsive and inclusive policies and plans relevant to MSME and small-holder farmers for MSME and small-holder farmers available</p> <p>Level 4: Gender responsive and inclusive policies and plans relevant to MSME and small-holder farmers for MSME and small-holder farmers validated and finalised.</p>	<p>1. Policies: National Livestock Policy Status: 1 Zanzibar Industrial Policy 2019-2029 Status: 4 Sustainable Industrial Development Policy (SIDP 1996) Status: 2 (Policy review is in progress) SME Policy of 2003 Status: 3 (Policy review is in progress) Name: Zanzibar Employment Policy 2009 Status: 0 (review not yet intended) National Employment Policy 2008 Status: 3; Cooperative Development Policy 2007 Status: 3; National Youth Development Policy 2007 Status: 3; Digital Transformation Policy Status: 0; Digital Transformation in Agriculture Policy Status: 1 Zanzibar SME Policy 2006 Status: 1</p> <p>2. Plans : Agriculture Statistics Strategic Plan Status: 2; Tanzania Agriculture Climate Resilience Plan Status: 0 National Youth Employment Action Plan 2014 Status: 0 (Review not yet initiated); Zanzibar Agricultural Statistical Sector Strategic Plan Status 0</p> <p>3. Strategies National Agricultural Mechanization Strategy Status: 0; Implementation Strategy of ZIP 2019-2029 Status: 1 (It is being prepared); Implementation Strategy of SIDP 1996 Status: 2 (It is being prepared Parallel with the Policy review); Digital Economy Strategy Status: 0; Regulatory Framework for Sandboxes Status: 2; National e-commerce strategy Status: 0; Strategy for linking tourism sector and the local economic development Status: 0; National investment guide for Tanzania Status: 0; National investment guide for Zanzibar Status: 0; Regulatory Sandbox Framework Status: 2; Crowdfunding regulatory framework Status: 0; Framework for National Coordination Mechanism For Tackling Illegal Maritime Activities In The United Republic Of Tanzania Status: 3; Strategy to strengthen local pharmaceutical production Status: 0; Generation Equality Forum Status: 1; Women and Youth Development Fund Status: 2; National Agricultural Insurance Strategy Status: 2; National Life Skills Manual and Standard for Out of School Youth Status 3; Zanzibar Youth Participation Strategy and Action Plan 2020-2025: Status 4</p> <p>4. Regulatory frameworks: Zanzibar Animal Resource Management Act; Status: 0</p>	<p>1. Policies: (National Livestock Policy Status: 4; Zanzibar Industrial Policy 2019-2029 Status: 4; Sustainable Industrial Development Policy Status: 4; SME Policy of 2003 Status: 4; Zanzibar Employment Policy Status: 4; National Employment Policy Status: 4; Cooperative Development Policy Status: 4; National Youth Development Policy 2007 Status: 4; Start-Up Policy/Act 2022 Status: 4; Digital Transformation Policy Status: 4; Data Protection Policy Status: 4; Digital Transformation in Agriculture Status: 4; National Gender Policy Status: 4)</p> <p>2. Plans Agriculture Statistics Strategic Plan Status: 4; Tanzania Agriculture Climate Resilience Plan Status: 4; National Youth Employment Action Plan 2014 Status: 4</p> <p>3. Strategies National Agricultural Mechanization Strategy Status: 4; Implementation Strategy of ZIP 2019-2029 Status: 4; Implementation Strategy of SIDP 1996 Status: 4; Digital Economy Strategy Status: 4; Regulatory Framework for Sandboxes Status: 4; Generation Equality Forum Status: 4; Women and Youth Development Fund Status: 4; National Agricultural Insurance Strategy Status: 4; Zanzibar Agricultural Statistical Sector Strategic Plan Status: 3; National Life Skill Manual and Standard for Out of School Youth Status 3; National Youth Development Policy (Revised) Status 4; Zanzibar Youth Participation Strategy and Action Plan 2020-2025: Status 4</p> <p>4. Regulatory frameworks : Zanzibar Animal Resource Management Act Status: 4</p>	<p>Policies Plans Strategies Regulations Progress reports Ministry briefs and publications</p>		
<p>2.1.4: No. of stakeholders that contribute to the development of policies, plans and strategies</p>	<p>1. MSMEs: 80. 2. SHF: 3. Women: 5,670 4. Youth: 1,771 5. PWDs: 300 6. CSO: 39 7. Private sector organizations/associations: 21 8. Government institutions: 17 9. LGAs: 35</p>	<p>1. MSMEs: 100 2. SHF: 3. Women: 15,0304. Youth: 7,550 5. PWDs: 1310 6. CSO: 119 7. Private sector organizations/associations: 37 8. Government institutions: 43 9. LGAs: 50</p>	<p>Implementing partner progress reports Registration forms Workshop reports Minutes from meetings</p>		
<p>2.1.5: No of MDA and LGAs with financing strategies in place to support implementation of development plans and strategies</p>	<p>1. MDAs: 12 (1. Ministry of Livestock and Fisheries, 2. Ministry of Agriculture, 3. Ministry of Blue Economy and Fisheries, 4. Small and Medium Industrial Development Agency, 5. Ministry of State Presidents Office Labour Economic Affairs and Investments (Department of Economic Empowerment) 6. MoFP, 7. PO RALG, 8. MOW, 9. Ministry of Health, Community Development, Gender, Elders and Children, 10. Vice President's Office, 11. SIDO Kigoma Branch, 12. Ministry of Health/Community Development, Gender, Elders and Children)</p> <p>2. LGAs: 12 (Name: Ujihi MC, Uvinza DC, Kasulu DC, Kasulu TC, Kibondo DC, Kakonko DC, Buhigwe DC, Kibaha TC, Maswa DC, Same DC.</p>	<p>1. MDAs: 13; (1. Ministry of Industry and Trade -Tanzania Mainland, 2. Ministry of Trade and Industry Development -Zanzibar, 3. Tanzania Bureau of Standards (TBS), 4. Ministry of Livestock and Fisheries, 5. Ministry of Agriculture Irrigation Natural Resource and Livestock Ministry of Agriculture 7. Ministry of Blue Economy and Fisheries 8. MoFP (TRA & TIRA) 9. PO RALG 10. MOW 11. Ministry of Health, Community Development, Gender, Elders and Children 12. Small and Medium Industrial Development Agency 13. Ministry of Vice President's Office</p> <p>2. LGAs: 71</p>	<p>Implementing partners progress reports Draft financing strategies for MDAs and LGAs</p>		



Results	Performance Indicators (Disaggregated)	Baseline (Year)	Target (Duration of Cooperation Framework)	Source/MoV	Assumption Statement
Output 2.2: Public and private sector institutions have strengthened capacities to generate and use quality, accessible, timely and reliable disaggregated agricultural and MSME data.	2.2.1: No. of institutions (public and private) that generate quality disaggregated data to inform planning, policy-making, and investments related to MSME and small-holder agriculture 2.2.2: No. of MDAs with integrated and/or operational data management systems for MSMEs or small holder farmers 2.2.3: No. of institutions (public and private) with plans/strategies related to MSMEs and Small-holder farmers that make use of disaggregated data	1. Public: 15 (1. National Bureau of Statistics, 2. Office of Chief Government Statistician, 3. Ministry of Industry and Trade - Mainland, 4. Ministry of Trade and Industry Development in Zanzibar, 5. BOT, 6. TCDC, 7. MoCICT, 8. ICTC 9. TCRA, 10. CSMA, 11. TIRA, 12. PORALG 13 MoA, 14. ZPC, 15. Simiyu Regional Secretariat 2. Private: 14 (1. TAMFI, 2. SCULT 3. 6 SACCOS 4. 4 MFIs 5. Aphtha 6. CSSC)	1. Public: 16 (1. Prime Ministers Office (Disaster Management Department) 2. Ministry of Industry and Trade -Mainland, 3. Ministry of Trade and Industry Development in Zanzibar, 4. NBS, 5. COGS, 6. Tanzania Cooperative Development Commission, 7. BOT, 8. MoCICT, 9. ICTC, 10. TCRA, 11. CSMA, 12. TIRA, 13. PORALG, 14. MoAgriculture, 15. ZPC, 16 Simiyu Regional Secretariat 2. Private: 106 (1. Association of Tanzanian Employers 2. Zanzibar Employers' Association 3. Trade Union Congress of Tanzania 4. Zanzibar Trade Union Congress, 5. TAMFI, 6. SCULT, 7. MFIs (30), 8. SACCOS (60), 9. Banks (3), 10. APHHA, 11. CSSC, 12. TSA, 13. SUGECO, 14. IRDP, 15. TFSF, 16. TATO)	ILFS ISS LMSR Implementing partners progress reports	Implementing partners progress reports MDAs data management systems Zanzibar ZRB, BRELA
Output 2.3: Relevant institutions have improved capacities to provide gender-responsive, market-oriented, quality programmes, infrastructure/facilities, products, and services to MSMEs and smallholder farmers	2.3.1: No. of public and private investments supporting MSMEs and small holder farmers that also address the needs of PWD, youth and women. 2.3.2: Number of targeted institutions (public and private) providing gender-responsive and market-oriented services to MSMEs and Small holder Farmers.	1. MDAs: 4 (1. Ministry of Agriculture, 2. TMA, 3. MLF, 4. MAINFL) 1. Public: 1 Name: MoA 2. Private: 0	1. MDAs: 9 (1. Ministry of Agriculture (small-holder farmers), 2. TMA (small-holder farmers), 3. MLF (small-holder farmers), 4. MAINRL (small-holder farmers) 5. TCDC (small-holder farmers) 6. PMO-LEYD (MSMEs) 7. MITI (MSME) 8. SIDO (MSMEs) 9. TIC (MSMEs) 10. SMIDA (MSMEs) 1. Public: 10 (1. TCDC, 2. BOT 3. TCRA 4. CSMA 5. TIRA, 6. ICTC, 7. CMSA, 8. DSE, 9. MIIT, 10. MoA 11. MITD (Zanzibar) 2. Private: 116 (1. ATE, 2. ZANEMA, 3. TUCTA, 4. ZATUC 5. TAMFI 6. SCULT, 7. MFIs (40) 8. SACCOS (60) 9. Aphtha 10. CCCC 11. TSA 12. FIs (3) 13. SUGECO 14. IRDP, 15. TFSF, 16. TATO, 17. CTI 18. ZNGC, 19. TCCIA, 20. TWCC, 21. TAFOPA	Implementing partners progress reports, meeting proceedings, MoUs	Implementing partners progress reports, meeting proceedings, MoUs
Output 2.3: Relevant institutions have improved capacities to provide gender-responsive, market-oriented, quality programmes, infrastructure/facilities, products, and services to MSMEs and smallholder farmers	2.3.1: No. of public and private investments supporting MSMEs and small holder farmers that also address the needs of PWD, youth and women. 2.3.2: Number of targeted institutions (public and private) providing gender-responsive and market-oriented services to MSMEs and Small holder Farmers.	1. Private investments: 25 2. Public investments: 19 Public: 13 (1. Ministry of Trade Industry and Investment, 2. Ministry of Education, Science and Technology 3. Ministry of Health Community Development Gender Elderly and Children Mainland 4. Zanzibar Ministry of Labour Empowerment Elders Women and Children 5. Kigoma Regional Administrative Secretary Office 6. Prime Minister's Office, Ministry of Agriculture 7. Ministry of Blue Economy and Fisheries 8. Msalala District Council, 9. Ikungi District Council, 10. National Economic Empowerment Council (NEEC), 11. Ministry of Lands, 12. PMO-Youth 13. Ministry of Youth, Culture, Arts and Sports Private: 6 (1. Tanzania Horticultural Association (TAHA) 2. Tanzania Women's Chamber of Commerce (TWCC) 3. Barefoot College Zanzibar 4. Tanzania Private Sector Foundation 5. Farm Africa 6. Youth led and youth serving organizations in mainland and Zanzibar)	1. Public investments: 77 2. Public investments: 33 1. Public: 34 (1. +10, 2. +2, 3. +20, 4. PMO-Youth, 5. Ministry of Youth, Culture, Arts and Sports, 2. Private: 67 (1. ATE, 2. ZANEMA 3. TUCTA 4. ZATUC 5. TWCC 6. TAPBDS 7. Siyb Association 8. WED Network 9. Kigoma BDS 10. SUGECO 11. IRDP 12. TFSF, 13. TATO 14. +15 15. +10 16. +8 17. +20 18. +1)	Implementing partners progress reports, feedback form, surveys	Implementing partners progress reports Surveys, feedback from beneficiaries

Results	Performance Indicators (Disaggregated)	Baseline (Year)	Target (Duration of Cooperation Framework)	Source/MoV	Assumption Statement
	2.5.3: Number of MSMEs accessing gender responsive financial products and services/guarantee/grants schemes (disaggregated by sex, youth, PWD, mainland/Zanzibar)	Total: 3,431, Men-led: 844, Women-led: 2,587, Youth-led, PWD-led: 0 Mainland: 3,431, Men-led: 844, Women-led: 2,587, Youth-led: 0, PWD-led: 0 Zanzibar: 0, Men-led: 0, Women-led: 0, Youth-led: 0, PWD-led: 0	Total: 103,871, Men-led: 36,590, Women-led: 40,598, Youth-led: 26,658 PWD-led: 25 Mainland: 70,709, Men-led: 22,580, Women-led: 27,478, Youth-led: 20,628, PWD-led: 23 Zanzibar: 33,162, Men-led: 14,010, Women-led: 13,120, Youth-led: 6030	Surveys, feedback from beneficiaries, implementing partners progress reports	
	2.5.4: Number of informal MSMEs formalized (disaggregated by sex, youth, PWD, mainland/Zanzibar)	Total: 49, Men-led: 14, Women-led: 19, Youth-led: 16, PWD-led: 0 Mainland: 34, Men-led: 11, Women-led: 13, Youth-led: 10 PWD-led: 0 Zanzibar: 15, Men-led: 3, Women-led: 6, Youth-led: 6, PWD-led: 0	Total: 3,555, Men-led: 773, Women-led: 1,348, Youth-led: 1,376, PWD-led: 58 Mainland: 3,485, Men-led: 757, Women-led: 1,323, Youth-led: 1,350, PWD-led: 55 Zanzibar: 70, Men-led: 16, Women-led: 25, Youth-led: 26 PWD-led: 3	Surveys, feedback from beneficiaries, implementing partners progress reports	
	2.5.5: No of MSMEs with knowledge and skills on the use of digital data/information (disaggregated by sex, youth, PWD, mainland/Zanzibar)	Total: 80, Men-led: 40, Women-led: 40, Youth-led: 0, PWD-led: 0 Mainland: 80, Men-led: 40, Women-led: 40, Youth-led: 0, PWD-led: 0 Zanzibar: 0, Men-led: 0, Women-led: 0, Youth-led: 0, PWD-led: 0	Total: 1541, Men-led: 530, Women-led: 583, Youth-led: 428, PWD-led: 0 Mainland: 1,416, Men-led: 500, Women-led: 533, Youth-led: 383, PWD-led: 0 Zanzibar: 125, Men-led: 30, Women-led: 50, Youth-led: 45 PWD-led: 0	Surveys, feedback from beneficiaries, implementing partners progress reports	
	2.5.6 No of MSMEs accessing business development services (disaggregated by sex, youth, PWD, mainland/Zanzibar)	Total: 23,188, Men-led: 11,245, Women-led: 11,943, Youth-led: 0, PWD-led: 0 Mainland: 22,188, Men-led: 10,745, Women-led: 11,443, Youth-led: 0, PWD-led: 0 Zanzibar: 1,000, Men-led: 500, Women-led: 500, Youth-led: 0, PWD-led: 0	Total: 40,251, Men-led: 17,830, Women-led: 19,913, Youth-led: 2,508, PWD-led: 0 Mainland: 38,611, Men-led: 17,045, Women-led: 19,093, Youth-led: 2,473, PWD-led: 0, Zanzibar: 1640, Men-led: 785, Women-led: 820, Youth-led: 35 PWD-led: 0	Surveys, feedback from beneficiaries, implementing partners progress reports	

IMPACT: INCLUSIVE, SUSTAINABLE ECONOMIC TRANSFORMATION & GROWTH ACHIEVED THROUGH A GREENER DEVELOPMENT PATH WITH MULTI-DIMENSIONAL POVERTY ELIMINATED & RESILIENCE IMPROVED	
National development priorities: National Five Year Development Plan 2021/2022- 2025/2026, Tanzania Development Vision 2025, Zanzibar Development Plan (2021-2026), Zanzibar Development Vision 2050.	
Regional Frameworks: Africa Agenda 2063, SADC Climate Change Strategy (2015-2030), EAC Treaty Articles 111, 112 and 114 on natural resource management.	
SDGs and SDG targets:	SDG 3.4, SDG 6.1, SDG 6.2, SDG 7.1, SDG 13.1, SDG 13.2, SDG 13.3, SDG 13.3, SDG 13.3, SDG 14.2, SDG 15.1
Contributing UN Agencies:	DESA, FAO, IFAD, IOM, ILO, UN WOMEN, UNCDF, UNDP, UNEP, UN-HABITAT, UNHCR, UNICEF, UNDO, UNOPS, WFP, WHO
Strategic Priority 3: Planet	

Results	Performance Indicators (Disaggregated)	Baseline (Year)	Target (Duration of Cooperation Framework)	Source/MoV	Assumption Statement
Outcome 3: By 2027, people in the United Republic of Tanzania, especially the most vulnerable, contribute to and benefit from more inclusive and gender-responsive management of natural resources, climate change resilience, disaster risk reduction and increased use of efficient renewable energy.	<p>3.1: No. of national policies, regulations and strategies on natural resources management, climate change resilience, disaster risk reduction, national resources management, Blue Economy, and access to efficient renewable energy that are inclusive and gender-responsive.</p> <p>3.2: Proportion of International Health Regulations (IHR) core capacities) and public health emergency and disaster risk reduction strategies in line with national disaster risk profiles</p> <p>3.4: Proportion of public sector expenditure on research and development for environment, natural resource management and renewable energy*</p> <p>3.5: Share of R&D for innovation science and technology expenditure in GDP</p> <p>3.6: Proportion of households with access to renewable energy technology</p> <p>3.7: Proportion of important sites for terrestrial biodiversity that are covered by protected areas.</p> <p>3.8: Proportion of degraded land that is undergoing restoration management practices (in Hectares)</p> <p>3.9: Amount of financial flows in support of renewable energy production including in hybrid systems.</p> <p>3.10: Amount of financial flows in support of natural resource management, environment and climate change development in the country</p> <p>3.11: Volume of funds secured from Public, Private, Community Partnerships developed. (PPCP).</p>	<p>2021: National Strategy, 2021, National Strategy on Illegal Wildlife Trade (IWT) (2014)</p> <p>2021: Blue Economy Policy</p> <p>49% (2020) Mainland 51% (2019) Zanzibar</p> <p>68.3% (2021)</p> <p>0.80%</p> <p>Total: 78.4% (2020) Urban: 99.6% Rural: 69.8%</p> <p>38.5% (2020) Mainland, 16% (2015) Zanzibar</p> <p>1) Community Forest Plantation -120,000 (2020) i) Area under SLM Practices - 32,072 ii) Area under SLM Practices - 32,072</p> <p>USD 1,025,546,142 (2020/21)</p> <p>USD 9,620,902 (2020/21)</p> <p>0 (2021)</p> <p>126 (2021)</p> <p>49% (2020) Mainland, 0 Zanzibar</p>	<p>3 Policies (Blue Economy + 2 others to be identified) 4 Regulations (Energy efficiency, Illegal Wildlife Trade (IWT) + 1 other to be identified)</p> <p>80% Mainland, 70% Zanzibar</p> <p>72% (2026)</p> <p>1% (2025/2026)</p> <p>Total: 96% Urban: 100% Rural: 90%</p> <p>45% Mainland, 23% Zanzibar</p> <p>1) Community Forest Plantation -160,000 i) Area under SLM Practices - 64,000 ii) Number of Trees Planted -15,000,000</p> <p>USD 1,128,100,756.3</p> <p>USD 10,582,992.1</p> <p>10% increase from the baseline</p> <p>169 Mainland 15 in Zanzibar</p> <p>80%</p>	<p>VPO, MNRT, PORALG reports, National CC report</p> <p>National Action Plan for Health Security (NAPHS) 2017 (ML) NAPHS 2021 (ZNZ)</p> <p>COSTECH, NBS database</p> <p>MoE Report (Energy master plan)</p> <p>NAFORMA 2015? FYDPIII</p> <p>NBS, VPO, MNRT, PORALG reports, Reforestation reports</p> <p>MoE and MoFP (Volume IV - VOTE 51) budget Reports</p> <p>MoE and MoFP (VOTE 31 +69) budget Reports</p> <p>UNDAPIII, COSTECH</p> <p>M&E Strategy for FYDPIII (check Zbar)</p> <p>SENDAI and State Party Annual Report IHR</p>	<p>1. Government's commitment, ownership, interest/expectations, and support on improving energy efficiency will be maintained to allow for acceptability and willingness to institutionalize introduced actions/standards on energy efficiency.</p>
Output 3.1: MDAs and LGAs have enhanced capacity to formulate, coordinate and monitor policies, regulations, strategies and plans for improved gender responsive and inclusive management of natural resources, climate change resilience, disaster risk reduction, and access to of efficient renewable energy.	<p>3.1.1: No. of targeted institutions whose staff have acquired skills and knowledge to formulate inclusive and gender responsive policies, regulations, strategies and plans. (Disaggregated by type of institution - MDAs and LGAs, skills acquired etc.)</p> <p>3.1.2: Proportion of government sectors, institutions and LGAs that adopt gender- and disability-responsive climate change adaptation plans, technology and DRR strategies and IHR (2005) capacities</p>	<p>0 (2021)</p> <p>126 (2021)</p> <p>49% (2020) Mainland, 0 Zanzibar</p>	<p>10% increase from the baseline</p> <p>169 Mainland 15 in Zanzibar</p> <p>80%</p>	<p>UNDAPIII, COSTECH</p> <p>M&E Strategy for FYDPIII (check Zbar)</p> <p>SENDAI and State Party Annual Report IHR</p>	<p>1. Government's commitment, ownership, interest/expectations, and support on improving energy efficiency will be maintained to allow for acceptability and willingness to institutionalize introduced actions/standards on energy efficiency.</p>



Results	Performance Indicators (Disaggregated)	Baseline (Year)	Target (Duration of Cooperation Framework)	Source/MoV	Assumption Statement	
<p>Output 3.2: MDAs and LGAs and communities have increased capacity to generate, analyses and use disaggregated data for improved inclusive and gender responsive, management and reporting on natural resources, climate change resilience, disaster risk reduction and use of efficient renewable energy.</p>	<p>3.1.3: Number of functional government-led sector coordination mechanisms established with sustainable monitoring and evaluation systems at national and subnational level</p>	0 Coordination Mechanism (2021)	3 Coordination Mechanism (2027)	NDC and NAP Reports		
	<p>3.1.4: No of MDAs and LGAs that have integrated inclusive gender responsive Climate Change adaptation/mitigation into their planning and budgeting processes</p>	3 LGA; 3 MDAs (2021)	10 LGAs 10 MDAs	MTF		
	<p>3.1.5: Proportion of local governments with strengthened capacity that is gender- and disability-responsive for disaster risk reduction strategies in line with national strategies.</p>	0 (2020) Mainland , (0) Zanzibar	10 Strategies Mainland	DMD-PMO-SENDAI		
<p>Output 3.3: MDAs, LGAs have increased research and development, innovation and technology development capacity for gender-responsive, sustainable natural resource management, climate change resilience, disaster risk reduction and efficient renewable energy access</p>	<p>3.2.1: Number of MDAs with integrated and gender responsive information systems in place for inclusive natural resources management, climate change resilience, disaster risk reduction and use of efficient renewable energy.</p>	3 MDAs (2021)	4 MDAs with the Information Systems (1 Renewable Energy 1 NRM; 1 CC; 1 DRR)	MoE Report , NEMC/VPO report TMA, NBS, OCGS report		
	<p>3.2.2: Number of research papers/products that provide evidence on the impact of climate on sector systems (water, agriculture, health) functionality and sustainability.</p>	3	10	COSTECH Database, sectors		
	<p>3.2.3: Number of government researchers with skills to undertake research on management and sustainability of natural resources, climate change and renewable energy.</p>	9,556 (2020)	12639	COSTECH, NBS		
<p>Output 3.3: MDAs, LGAs have increased research and development, innovation and technology development capacity for gender-responsive, sustainable natural resource management, climate change resilience, disaster risk reduction and efficient renewable energy access</p>	<p>3.2.4: Number of MDAs and LGAs with systems for data management reporting on natural resources management, climate change disaster risk reduction and renewable energy</p>	3 (2020)	6 (2026)	Data source?		
	<p>3.3.1: Proportion of budget allocation by MDAs, LGAs for research and development agenda</p>	Low (TBD)	10% increase from the baseline	UNDAPII, COSTECH		
	<p>3.3.2: Number of evidence based, innovative and gender responsive researches produced by MDAs, LGAs for sustainable natural resource management, climate change resilience, disaster risk reduction and efficient renewable energy.</p>	0	3	(pg. 108 National Climate Change Response Strategy 2021- 2026)		

Results	Performance Indicators (Disaggregated)	Baseline (Year)	Target (Duration of Cooperation Framework work)	Source/MoV	Assumption Statement
Output 3.4: MDA and LGA service delivery systems capacity increased for efficient and effective natural resources management, climate change resilience, disaster risk reduction, access to and use of efficient renewable energy by women, PWDs, youth and other vulnerable groups.	<p>3.4.1: % Proportion of targeted communities with knowledge on services available (Disaggregated by type etc)</p> <p>3.4.2 Number of people, including those in humanitarian settings, whose climate resilience and adaptive capacity has been strengthened. (Disaggregated by refugees, host community and capacity)</p>	TBC	TBC	Periodical surveys	
Output 3.5: MDAs and LGAs have increased capacity to develop incentives and infrastructure to harness innovation, attract partnerships and encourage investments in public goods and service delivery related to natural resource management, climate change resilience, disaster risk reduction, and access to and use of efficient renewable energy by women, PWDs, youth and other vulnerable groups.	<p>3.4.3 Number of population in targeted humanitarian settings accessing basic climate related service delivery for both community and key institutions (schools, child friendly spaces, clinics)</p> <p>3.5.1: Number of MDAs and LGAs that develop at least two new mechanisms/incentives to harness innovation on natural resources management, climate change resilience and renewable energy.</p> <p>3.5.2: Proportion of MDAs and LGAs that have established Private-Public-Community partnerships for investment in natural resources management, climate change resilience and access to renewable energy.</p>	TBC	<p>Information campaigns in Kakonko, Kibondo and Kasulu districts targeting refugees and host communities</p> <p>2 MDAs with at least 2 new mechanisms/incentives 2 LGAs with at least 2 new mechanisms/incentives (GCF project will support LGA and (host and refugees) in Kakonko, Kasulu and Kibondo Districts (3 districts/20-25 villages with</p>	VPO GCF reports UN reports	
	<p>3.5.3: Number of innovations or technologies that were harnessed to facilitate effective management of natural resources and efficient renewable energy</p>	0	Total: 10 innovations (harnessed by SMEs as a result of improved incentives and infrastructure).	UNDAPII implementing partners progress reports	



IMPACT: INCLUSIVE, SUSTAINABLE ECONOMIC TRANSFORMATION & GROWTH ACHIEVED THROUGH A GREENER DEVELOPMENT PATH WITH MULTI-DIMENSIONAL POVERTY ELIMINATED & RESILIENCE IMPROVED

National development priorities: National Five Year Development Plan 2021/2022- 2025/2026, Tanzania Development Vision 2025, Zanzibar Development Plan (2021-2026), Zanzibar Development Vision 2050.

Regional Frameworks: Africa Agenda 2063

SDGs and SDG targets: SDG 16.1 SDG 16.2 SDG 16.3 SDG 16.4 SDG 16.5 SDG 16.6 SDG 16.7 SDG 16.10 SDG 5 SDG 5.1 SDG 5.2 SDG 5.3 SDG 5.4 SDG 5.5 SDG 5.6 SDG 5.A SDG 5.B SDG 5.C SDG 5.9 SDG 10.7 SDGs and SDG targets: Goal 1: End Poverty: Target 3.Goal 10: Target 4.

Contributing UN Agencies: DESA, ILO, IOM, OHCHR, UNCDF, UNDP, UNEP, UNESCO, UNFPA, UN-HABITAT, UNHCR, UNICEF, UNIDO, UNOPS, UN WOMEN, WFP, WHO

Strategic Priority 4: Enabling Environment

Results	Performance Indicators (Disaggregated)	Baseline (Year)	Target (Duration of Cooperation Framework work)	Source/MoV	Assumption Statement
Outcome 4: By 2027, people in the United Republic of Tanzania, especially the most vulnerable, participate in and benefit from government institutions and systems that promote peace and justice, are gender responsive, inclusive, accountable and representative, and are compliant with international human rights norms and standards.	4.1: Proportion of governance institutions with systems to track and make public allocations for poverty eradication, gender equality and women's empowerment.	10% (2021)	50%	Ministry of Community Development, Gender, Women and Special Groups Reports	1. Political will and government commitment to adhere to good governance and human rights norms and standards; 2. Space and opportunities for inclusive participation in governance and democratic process; Availability of adequate resources; Strong partnership and collaboration with DPs and RECs 4. Conducive sectoral environment for production and use of data. Awareness and willingness and cooperation of the public in statistical data collection processes 5. Political Commitment - approval of the social protection policy and legislation (TZ Mainland); - Ministerial capacity for coordination of policy implementation (TZ Mainland and ZNZ)
4.2 Status of public access to information and protection of fundamental freedoms, in accordance with national legislation and international agreements.	Press Freedom Index (2021) 124/180; 36% audience reach; adult literacy rate 77.6	60/180 press freedom index; 60% audience reach; adult literacy rate 81.6	Reporters without borders (RSF); UNESCO; FYDP (2021/2026)		
4.3: Proportion of the population who have experienced a dispute in the past two years and who accessed a formal or informal dispute resolution mechanism (disaggregated by type).	75 # of cases of human trafficking adjudicated 2016-2021 1490 cases accessed informal or formal dispute mechanisms (approximate 32 % of overall disputes, depends on willingness of parties) - 2021 9800 cases on infringement of labor rights were filed and decided at formal institutions of dispute resolution in 2020.	500 cases of trafficking 65% access dispute mechanisms (formal/informal) 30,000 cases on labour rights	Commission for Human Rights and Good Governance (CHRAGG) Reports; Labour Court Reports; Zanzibar Industrial Court Reports; Commission for Mediation and Arbitration (CMA) Reports; Dispute Handling Unit (DHU) Reports Implementing partner Reports		

Results	Performance Indicators (Disaggregated)	Baseline (Year)	Target (Duration of Cooperation Framework work)	Source/MoV	Assumption Statement
<p>4.4: Whether or not legal frameworks are in place to promote, enforce and monitor equality and nondiscrimination on the basis of sex, age and disability.</p>	<p>2019 Cumulative</p> <p>Children: There are legal frameworks in place to promote, enforce and monitor equality and nondiscrimination against children (Law of the Child Act Mainland and Child Act Zanzibar), but gaps and contradictions exist in laws related to child protection and civil registration and vital statistics.</p> <p>Sex/Gender: There are legal frameworks in place to promote, enforce and monitor equality and nondiscrimination on the basis of sex (MAINLAND: The Constitution of the United Republic of Tanzania, 1977, the Anti-Trafficking in Persons Act, 2008, The Births and Deaths Registration Act, Cap 108, The Citizenship Act 1995, The Customary Laws Declaration Order of 1963, The National Education Act, 1978, The Employment and Labour Relations Act, 2004, 8), The Law Marriage Act, 1971, The Penal Code Cap 16 and The Legal Aid Act, 2017; ZANZIBAR: The Zanzibar Constitution of 1984, The Zanzibar Children's Act (2011), The Employment Act, No.11/2005, The Penal Act, No.6 (2018)/ Penal Decree Act, No.6/2004, The Kadhi's Court Act, 2017, The Spinster's and Single Parent Children Protection Act, No.4/2005, The Criminal Procedure Act, No.7 (2018) and The Legal Aid Act No. 13 of 2018), but there are 10 gaps and contradictions that exist in laws making them not fully compliant with global and regional norms and standards (see target).</p> <p>Disability: There are legal frameworks in place to promote, enforce and monitor equality and nondiscrimination on the basis of disability but there are gaps and contradictions in existing laws and they are not fully compliant with global norms and standards. (FOR MAINLAND- National Disability Policy of 2004 and Disability Act of 2010) (FOR ZANZIBAR- Zanzibar Persons with Disabilities Policy which was approved in 2018 and the Persons with Disabilities (Right and Privileges) Act, No.9/2006)</p>	<p>Children: Gaps and contradictions identified, understood and addressed</p> <p>Sex/gender: Of the 10 critical gaps and contradictions identified, 7 are addressed & rectified by 2027 (MAINLAND - The Customary Laws Declaration Order of 1963- should be repealed and replaced with a uniform law of inheritance; The Law Marriage Act, 1971 – Repeal Section 125 (2) (c) and sections on child marriage; The National Education Act, 1978 – amend to ensure that girls and boys out of school are also protected from child marriage, in teen pregnancy and given their right to education. ZANZIBAR: The Employment Act, No.11/2005- Amend to increase the retirement age of women from 55 to 60 years; The Penal Act, No.6 (2018) and the Criminal Procedures Act, No.7/2004- amend to explicitly cover gender based violence; The Kadhi's Court Act, 2017-include consideration of gender equity and none discrimination within the context; The Education Act No.6 of 1982-in relation to strict penalties for the perpetrators of teen pregnancy and child marriage).</p> <p>Disability: Gaps and contradictions identified, understood and addressed</p>	<p>The Constitution of the United Republic of Tanzania (1977) as amended in Article 13 (5) which states prevention of discrimination on the basis of gender + The Law of the Child Act No. 21 of 2009 in enacted + 427 Police Gender and Children Desks established in Police Stations; 13 One Stop Centres established + Legal Aid Act 2016 enacted + 4 One Stop Centres established + 2011 Child Act in Zanzibar + Law of Marriage Act 1971 + Birth and Death Registration Act. 2021 UNPRD JP SFAN. Sex/Gender: Source: Analysis of the Laws of Tanzania Mainland and Zanzibar from a gender perspective, UN Women 2021, and future analyses.</p>	<p>The Constitution of the United Republic of Tanzania (1977) as amended in Article 13 (5) which states prevention of discrimination on the basis of gender + The Law of the Child Act No. 21 of 2009 in enacted + 427 Police Gender and Children Desks established in Police Stations; 13 One Stop Centres established + Legal Aid Act 2016 enacted + 4 One Stop Centres established; Refugee Act of 1998 (e.g. section 19(4)).</p>	
<p>4.5: Proportion of population covered by social protection floors/systems, by sex, age, unemployed persons, persons with disabilities, pregnant women, new-borns, work-injury victims, refugees/non nationals(?) and the poor and the other vulnerable people.</p>	<p>2019 Cumulative</p> <p>The Refugees Act of 1998 also provides for non-discrimination on the basis of sex, clan, tribe, nationality, race or religion, for instance, in the election of refugee leadership positions (See S.19(4)) - actual implementation differs.</p>	<p>Effective implementation of non-discriminatory principles and laws in accordance with the 1998 Refugees Act S.19(4)</p>	<p>The Constitution of the United Republic of Tanzania (1977) as amended in Article 13 (5) which states prevention of discrimination on the basis of gender + The Law of the Child Act No. 21 of 2009 in enacted + 427 Police Gender and Children Desks established in Police Stations; 13 One Stop Centres established + Legal Aid Act 2016 enacted + 4 One Stop Centres established; Refugee Act of 1998 (e.g. section 19(4)).</p>	<p>Tanzania Social Action Fund (TASAF) PSSN II quarterly and annual report; Tanzania Health Figures - A pocket Book for reference: Reports from National Social Security Fund (NSSF) and Zanzibar Social Security Fund(ZSSF)</p>	

Results	Performance Indicators (Disaggregated)	Baseline (Year)	Target (Duration of Cooperation Framework)	Source/MoV	Assumption Statement
	4.6: Proportion of children under 5 years of age whose births have been registered with a civil authority (disaggregated by sex, disability and geographical location).	National: 26.4% (25% Mainland; 92% Zanzibar) Boys: 27.8% Girls: 25% Rural: 17.7% Urban: 50.9% Refugees & asylum seekers: 88.7% in Kigoma/camps -2021	National: 85% (Mainland 84%; Zanzibar 95%) Boys: 50% of total Girls: 50% of total Refugees and asylum seekers: 100% in Kigoma National: 85% (Mainland 84%; Zanzibar 95%) Boys: 50% of total Girls: 50% of total Refugees and asylum seekers: 100% in Kigoma	Tanzania Demographic Health Survey (TDHS) /Registration Insolvency and Trusteeship Authority (RTA) Dashboard UNHCR and Registration , Insolvency and Trusteeship Authority (RTA) data for Persons of Concern	
	4.7: Proportion of sustainable development indicators produced at the national level with full disaggregation when relevant to the target, in accordance with the Fundamental Principles of Official Statistics.	27% 2019 SDG status report of National Bureau of Statistics (NBS)	60% (2025)	National Bureau of Statistics Website (www.nbs.go.tz)	
	4.8: Extent to which institutions are in place to safeguard human rights and effectively deliver humanitarian protection in a gender-sensitive manner	tbc - extremely low(2021)	Moderate	Universal Periodic Review (UPR), Treaty body concluding observations, special procedures, NGO reports,	
	4.9: Proportion of seats held by women and youth (ages 15-35) in (a) national parliaments; (b) local governments; and (c) managerial positions	(a)37% National Assembly, 38% Zanzibar House of Representatives (b) 30% Councillor	(a) 40% National Assembly, 40% Zanzibar House of Representatives (b) 40% Councillors	www.parliament.go.tz, www.zanzibarassembly.go.tz, www.nec.go.tz	
	4.10: Proportion of positions (by sex, age, persons with disabilities and population groups) in public institutions (national and local legislatures, public service, and judiciary) compared to national distributions	a) Justices and Judges: Total (116), male (74); Female(42) b) National Assembly: Total Member of Parliament (MPs): 392 (391 MPs and 1 Attorney General) Ratio to total population 392:59,734,213 = 1:152,383b) Male: 248 Ratio to total male population 248:29,851,108 = 1:120,368 Female: 144 Ratio to total female population 144:29,883,105 = 1:207,522 c) Zanzibar House of Representatives: Baseline: Total MPs: 82 (81 Members and 1 Attorney General) Ratio to total population 82:1,303,569= 1:15,897 Male: 54 Ratio to total male population 54: 630,677= 1:11,679 Female: 28	a) Judges: Total (116), male (74); Female(42) b) National Assembly: Total MPs: 392 (391 MPs and 1 Attorney General) Ratio to total population 392:59,734,213 = 1:152,383 Male: 208 Ratio to total male population 208:29,851,108 = 1:143,515 Female: 184 Ratio to total female population 184:29,883,105 = 1:162,408 c) Zanzibar House of Representatives Target Total MPs: 82 (81 Members and 1 Attorney General) Ratio to total population 82:1,303,569= 1:15,897 Male: 49 Ratio to total male population 49:630,677= 1:12,871 Female: 33 Ratio to total female population 33:672,892= 1:20,391	Presidents Office-Public Service Management (PO-PSM)& Good Governance reports	

Results	Performance Indicators (Disaggregated)	Baseline (Year)	Target (Duration of Cooperation Framework)	Source/MoV	Assumption Statement
	<p>4.11: Proportion of the population satisfied with their last experience of public services, disaggregated by service type, sex, age, disability status, geographic location, HIV status, migratory status.</p> <p>4.12: Proportion of budget funded by domestic taxes</p> <p>4.13: Proportion of victims of violence and/or trafficking in the previous 12 months who reported their victimization to competent authorities or other officially recognized conflict resolution mechanisms, disaggregated by sex, age, disability status, geographic location, HIV status, migratory status.</p>	<p>a. Total Population Satisfied: 42.8%</p> <p>b. Male: 0</p> <p>c. Female: 0</p> <p>d. Disability status: 0</p> <p>e. Refugees & Asylum seekers: unable to provide baseline at this point (2021)</p>	<p>a. Total Population Satisfied: 47.8%</p> <p>b. Male: 40%</p> <p>c. Female: 60%</p> <p>d. Disability status: 30%</p> <p>e. Refugees & asylum seekers: 40%</p>	<p>President Office -Public Service Management (PO-PSM) & Good Governance reports in partnership with REPOA</p> <p>Refugees: Implementing Partner Reports, feedback mechanisms</p>	
	<p>4.14: % of stigma and discrimination experienced among people living with HIV</p>	<p>Domestic revenue: 72% (source: budget speech, June 2021)</p> <p>Domestic loans: 14% (source: budget speech, June 2021)</p> <p>Source: MOFP</p>	<p>Domestic revenue: 75%</p> <p>Domestic loans: 11%</p>	<p>MOFP: Budget</p>	
<p>Output 4.1: Key governance institutions (MDAs, LGAs, EMBs and legislative bodies) have increased capacities to effectively manage democratic processes and deliver transparent, gender responsive, inclusive and accountable public services.</p>	<p>4.1.1: Percentage of public service leaders (director level and above) who report increased skills for transparent, gender responsive and transformative leadership (Disaggregated by sex)</p>	<p>#Victims of trafficking rescued (2020-2021)-937/number of cases prosecuted 75(2016-2021)- # of officials trained on prevention and response on TIP from (2016-2021)-700; - 100% all refugees that report GBV incidents receive multisectoral assistance (medical, legal, psychological), we are unaware of the extent of unreported cases.</p> <p>Children: 22% girls, 12% boys (sexual violence) (VAC Survey 2011)</p> <p>1,180 cases (in 2021) - 100% all refugees that report GBV incidents receive multisectoral assistance (medical, legal, psychological), we are unaware of the extent of unreported cases.</p>	<p>5000 victims of trafficking rescued: 500 officials trained on prevention and response on TIP. Cases to be prosecuted: - 100% all refugees that report GBV incidents receive multisectoral assistance (medical, legal, psychological)</p> <p>Children: 35% girls; 25% boys (sexual violence)</p> <p>2,000 - 100% all refugees that report GBV incidents receive multisectoral assistance (medical, legal, psychological)</p>	<p>Anti-trafficking Secretariate (ATS) Children: National Violence against Children Survey- planned to be repeated)</p> <p>Implementing partner reports, Inter-agency help desk/referrals</p>	
	<p>4.1.2: No of gender and age responsive and inclusive ICT & innovative systems developed to support public service delivery</p>	<p>PLHIV: 28% (Source: 2013 Stigma Index)</p> <p>a) 0- Transformative leadership training</p>	<p><5%</p> <p>a) 40% (50% male; 50% female)</p>	<p>National Council of People Living with HIV AIDS (NACOPHA)/HIV Stigma Index</p> <p>Programme Implementation reports, Presidents Office -Public Service Management, leadership development training reports, Prime Ministers Office- Labour, Youth , employment and Persons with Disability (PMOLYED) reports</p>	
	<p>4.1.3: No. of Ministerial Departments and Agencies (MDAs), Local Government Authorities (LGAs), EMBs and Legislative bodies which develop gender responsive, inclusive and evidence-based Charters and/or policies/guidelines/plans/frameworks for improved public service delivery.</p>	<p>4 MDAs, 5 LGAs, 0 EMBs and 1 Legislative Body; 0 MDAs and LGAs with Service Delivery Chartered</p>	<p>a) 5</p> <p>5 MDAs, 8 LGAs, 4 EMBs and 2 Legislative bodies; 320 MDAs & LGAs with Service Delivery Charters in Mainland and Zanzibar</p>	<p>Presidents Office Public Service Management (PO-PSM) , Ministerial Departments and Agencies (MDAs) reports, Prime Ministers Office - Labour, Youth, Employment and Persons with Disability (PMO-LYED) reports; Ministry of Information Communication and Technology</p> <p>Presidents Office Public Service Management (PO-PSM) reports, POCLAPS&GG, MDAs and LGAs, Prime Ministers Office - Labour, Youth, Employment and Persons with Disability (PMO-LYED) reports</p>	

Results	Performance Indicators (Disaggregated)	Baseline (Year)	Target (Duration of Cooperation Framework work)	Source/MoV	Assumption Statement
Output 4.2: National institutions have strengthened capacity to promote and protect access to information at all levels, for increased knowledge, voice, and participation of rights holders, including vulnerable groups, in democratic, social and development discourse.	4.2.1: No of monitoring and coordination mechanisms in place to effectively promote and protect access to information and safety of journalists (Disaggregated by level, type of mechanisms and/or strategic area of focus)	0	1. Journalists Accreditation Board; 1 Independent Media Council; 1 Media Training Fund; 1 mechanism for monitoring of gender based violence including internet abuse particularly against children, female journalists (FYDP 2025/26)	National Five Year Development Plan 2021/22 - 2025/26. Ministry of Information Communication and Information Technology internal reports	
	4.2.2: No. of gender responsive and inclusive guidelines/directives in place to promote access to information for all (disaggregated by sector)	Access To Information Act (ATI) Act (2016); Media Services Act (2016)	40 Ministry personnel capacitate; 144 press conferences on matters relating to implementation of government policies, programmes and projects (FYDP 2025/26); 1 National Strategy for Access to Information in place	National Five Year Development Plan 2021/22 - 2025/26; The Constitution of the United Republic of Tanzania (Article 18)	
	4.2.3: No of media houses engaged in promoting inclusive access to information (Disaggregated by strategic theme) / OR Status of institutional arrangements promoting knowledge and technological transfer/use with provisions for youth, women and people with disabilities	175 print outlets (99 newspapers and 76 magazines); 116 private owned media; 33 government media outlets; 26 religious owned media outlets; internet penetration rate: mainland, 43%; Internet users (2020, TCRA); mainland, 28,470,506; 49% penetration; Telecom subscribers (March 2021, TCRA); mainland, 52,885,243; No. of radio stations (TCRA & ZBC); mainland, 193 & 21 Zanzibar	Overall competitiveness: Institutions 50/141, ICT Adoption 70/141 and Skills 60/141; Percentage of internet users 80%; five (5) public communication sector institutions/authorities facilitated (FYDP 2025/26)	National Five Year Development Plan 2021/22 - 2025/26	
	4.2.4: No of community structures and/or civil society organizations facilitated to access information (Disaggregated by strategic theme/issue, location, marginalized group including women/youth/children/refugees/private or public)	5000 NGOs (FYDPI); Coalition for Right to Information (COR), Community Media Network (TADIO), Regions with lowest literacy rates: Tabora (36.6), Simiyu (36.7), Mara (38.2), Dodoma (38.2) and Ruvuma (38.8)	Beneficiaries receiving information on livelihood enhancement services (Number) 1,119,676; Number of districts with radio and tv coverage 161; Human Development Index 0.60; Community awareness on Gender Based Violence in 184 Councils; 20 awareness programmes on sustainable land use management prepared and implemented; community awareness for precaution measures and early detection on infectious disease control (60% to 80%) and noncommunicable diseases (40% - 60%); complaints on good governance and rule of law reduced by 50%; outreach programmes for good governance and rule of law in place and operationalized (80%) FYDP (2025/26)	National Five Year Development Plan 2021/22 - 2025/26	
Output 4.3: Government, non state actors, researchers & academia have enhanced capacities to produce, manage, coordinate and use fully disaggregated data.	4.3.1: No of government coordination mechanisms established or strengthened to govern the production of fully disaggregated data.	1 new Tanzania Statistical Master-plan Framework- Year 2015 and Statistical Act No.351 providing mechanisms for multi-stakeholders engagement in data production, analysis and info dissemination; 2 gender statistics coordination committees Source: National Bureau of Statistics (NBS)/ Office of Chief Government Statistician (OCGS), National task-force on Civil Registration Vital Statistics - Registration Insolvency and Trusteeship Authority (RTTA) Ministry of health reports, National Bureau of Statistics(NBS), National Identification Authority (NIDA)	3: 1 New Tanzania Statistical Master Plan - under development and SDG Coordination Framework (specifically for SDG data); 2 gender statistics coordination committees National taskforce on Civil Registration and Vital Statistics (CRVS), National Identification Authority (NIDA), Registration insolvency and Trusteeship Authority (RTTA), Ministry of Health 3 Mapping, including quality documentation, of potential non-traditional data sources, generated by public and private entities, the civil society and citizen associations (NBS jointly with data holders), 4 Development of Standard MoUs and partnership agreements to be used for the access to non-traditional data sources for the production of official statistics and indicators (NBS jointly with data holders)	Ministry of Finance and Planning (MoFP), National Bureau of Statistics (NBS), Office of Chief Government Statistician (OCGS)- Presidents Office Finance and Planning	
	4.3.2: No. of data producers and users with strengthened capacities in the collection, analysis, dissemination and use of fully disaggregated data.	05 categories-National Bureau of Statistics (NBS), Office of Chief Government Statistician (OCGS), MDAs, LGAs, National Environment Management Council Year: 2021 35 NBS/OCGS staff trained on gender statistics compilation technique 436 District Case Management Monitoring System (Mainland), 0 PRIMERO (case management system in Zanzibar), 2,000 Police, 821 Judiciary, RITA-TBC	8- NBS, OCGS, MDAs, CSOs, NGOs, Private Sector, Local Government Authorities LGAs), Research Academia 736 DCMS, 60 PRIMERO, 4,500 Police, 3,000 Judiciary, RITA-TBC; 250 staff of NBS/OCGS/MDA will be trained on gender statistics	Ministry of Finance and Planning, National Bureau of Statistics, Office of Chief Government Statistician, President Office Regional Administration and Local Government Authorities (PORALG), National Council of NGOs (NaCoNGO), Tanzania Private Sector Foundation (TPSF), Prime Minister's Office Labor, Youth, Employment and Persons with Disabilities (PMO/LYED), Commission for Mediation and Arbitration (CMA), ZIC, Dispute Handling Unit, Zanzibar Development Plan reports	



Results	Performance Indicators (Disaggregated)	Baseline (Year)	Target (Duration of Cooperation Framework)	Source/MoV	Assumption Statement
Output 4.4: Increased Government capacities to undertake gender-responsive and inclusive resource mobilisation, transparent budgeting, and innovative financing.	4.3.3: No. of national surveys conducted, and sectoral routine data compiled analysed and disaggregated (including by sex, age, disability status, environmental status, migratory status, employment, geographical location). 4.3.4: No of monographs or reports produced using disaggregated data (including by sex, age, disability status, employment, migratory status, from the 2022 Census). 4.3.6: Existence of a gender responsive and inclusive national Civil Registration and Vital Statistics (CRVS) strategic plan, that adopts a life-course approach to strengthened civil registration and vital statistics systems including birth, marriage, divorce and death 4.4.1: No of supported government planning and investment frameworks that integrate gender and Leaving No One Behind (LNOB) issues. 4.4.2: No. of gender responsive and inclusive financing instruments developed. 4.4.3: No. of innovative financing mechanisms identified 4.4.4: Extent to which MTEF planning guidelines include gender responsive and inclusive planning and budgeting.	02: State of Environment Report of 2019; National Environment Summary report 2021; 3 (LFS mainland, LFS Zanzibar, Agri: sample census), Year 2021, 15: 1 Monograph on disability, 2 time use chapters in NBS/OCGS reports, 12 official releases of VAW statistics of Zanzibar Year: 2021 Source: NBS/OCGS Civil Registration and Vital Statistics Strategic Plan does not exist 27: National Development Plans - Tanzania and Zanzibar & 25 Regional Investment Guides, Medium Term Expenditure Framework (MTEF) Guideline 2021 04 - (including National Budget framework & Sub-national plans and budgets) Year- 2021 05 (including Mechanisms- Public Private Partnerships (PPP), BIOFIN-Biodiversity Financing) 01 MoFP Strategic Plans (SPs) in alignment to the FYDP III 7 (Constitution of the URT, and of the Revolutionary Government of Zanzibar, The National Gender and Development and National Youth Development Policies, for both Mainland and Zanzibar, Local Government (District Authorities) Act and the Local Government (Urban Authorities) Act, Political Parties Act of 2019.)	12: State of Environment Reports focusing on Resources Governance; Bi-annual National Environment Summary reports (NES 2023, NES 2025); Population census 2022, VAW survey 2022, DHS 2022. Real time routine data of GBV in Zanzibar 2022; 2 Time use surveys with HBS 2024; Survey of local government 2022, Governance Peace and Security Survey 2023; Year 2025; 74: 1 Monograph on Action Dialogue Policy paper on LGAs level stakeholders inclusion in Development results and effectiveness, + 73 reports (1 Gender monograph of population census 2023, 10 gender profiles [2 annually over 5 years], 1 working paper on care economy, 60 GBV monthly releases [12 annually over 5 years], and 1 women in local government working paper) Gender-responsive and inclusive CRVS Strategic Plan is in place to strengthen civil registration and vital statistics systems Full coverage of refugee/displaced population in these national systems 150 (75 LED frameworks at LGAs, 75 LGAs Special Purpose Vehicles), annual Medium Term Expenditure Framework (MTEF) 2022 gender considerations. 09 (including Innovative Financing options) 09 (including Blue and Green Bonds (Related to Blue Economy), PPCP (Public-Private and Community partnerships), SPVs at LGA levels) 04- SPs reviewed in alignment to National Five Year Development Plan; 02 LDAs plans reviewed in alignment with National Five Year Development Plan and LED Framework to align with National Five Year Development Plan Child protection, VAWC and CRVS included in the guidelines	Vice Presidents Office, Ministry of Finance and Planning, National Bureau of Statistics, Office of Chief Government Statistician, Institute of Resources Assessment (IRA), MDAs and Local Government Authorities (LGAs) MoFP, NBS, OCGS, Planning Commission Civil Registration and Vital Statistics (CRVS) Strategic Plan Minsity Of Finance and Planning, Local Government Authorities reports, Ministry of Finance and Planning, Planning Commission Ministry of Finance and Planning, LGAs, UNCDF reports, Presidents Office Minsity Of Finance and Planning, Local Government Authorities reports, Presidents Office Finance and Planning, Planning Commission Child protection and VAWC included in the guidelines (2021) National Five Year Development Plan 2021/22 - 2025/26.	
Output 4.5: Women and girls increasingly participate in and lead decision-making in political, economic and public life and benefit from gender-responsive and inclusive governance.	4.5.1: No of frameworks or policies at MDA, LGA, community that promote leadership and participation of women and girls in compliance with international HR standards (disaggregated by level type and subject of focus).		18 Frameworks and policies at national and local level		

Results	Performance Indicators (Disaggregated)	Baseline (Year)	Target (Duration of Cooperation Framework)	Source/MoV	Assumption Statement
	<p>4.5.2. No of stakeholders (MDAs, LGAs, community) with the skills to design and implement strategies, procedures and initiatives to ensure women and girls with full and equal participation in leadership and decision making.</p>	<p>9 (Office of the Registrar of Political Parties, National Electoral Commission, Zanzibar Electoral Commission, Ministry of Health, Ministry of Community Development, Gender, Women and Special Groups, Tanzania Women Parliamentarian Group, House of Representative Zanzibar, National Assembly); refugees: 0 MDA, 0 LGAs, 45 community structures including 20 community committees (e.g. women, Men, Child protection, Youth, Parent-teacher, Adult Child Protection, CBR and elderly, Child Club, WASH, Shelter specific, health, Persons with special needs), 20 zone leaders (see indicator 1.7.1, and 1.8.3) (2021) No strategy was implemented to ensure women equal participation in decision making in national social dialogue institutions.</p>	<p>27 (Office of the Registrar of Political Parties, National Electoral Commission, Zanzibar Electoral Commission, Ministry of Health, Ministry of Community Development, Gender, Women and Special Groups, Tanzania Women Parliamentarian Group, House of Representative Zanzibar, National Assembly, 18 District Councils); refugees: 1 MDA (MoHA including RSD), 2 LGAs (Kibondo and Kasulu), 55 community structures including 28 community committees (e.g. women, Men, Child protection, Youth, Parent-teacher, Adult Child Protection, CBR and elderly, Child Club, environment, camp safety, CWC, livelihood, WASH, Shelter specific, health, Persons with special needs), 20 zone leaders 3 MDAs (LESCO, LAB, Wage Board) capacitated to implement strategies to ensure women participation in decision making in the national social dialogue institutions.</p>	<p>National Five Year Development Plan 2021/22 - 2025/26, LGAs; UNHCR CBP; Implementing partner (Who facility committee/sector meetings) reports, community leadership meetings, participatory assessments and focus group ILO Reports, Prime Minister's Office Labour, Youth, Employment and Reports Persons living with disabilities (PMO-LYED) & PO-LEAI Reports</p>	
	<p>4.5.3. No of women and girls demonstrating capacities in leadership and abilities to demand for their rights/ to promote GEWE</p>	<p>910 (733 women aspirants (377 Mainland, 101 Zanzibar) trained in 2020, 145 women MPs, 32 women ZHoRs); refugees: 2,900 women/girls in community leadership positions and committees. 70 women were trained on leadership and to promote GEWE</p>	<p>600 (new) women leaders; refugees: 3,100 women/girls in community leadership positions and committees 200 women capacitated on leadership and GEWE</p>	<p>UN Women Report, ILO Report, Trade Uno Congress of Tanzania (TUCTA) and Association of Tanzania Employers (ATE) Reports</p>	
	<p>4.5.4. No of mechanisms created and sustained to advocate for meaningful participation in leadership and decision making of women, girls, boys and youth.</p>	<p>Refugee community representation is elected at 50-50%, if camp chairperson is male, deputy must be female and vice-versa.</p>	<p>Refugee community representation is elected at 50-50%, if camp chairperson is male, deputy must be female and vice-versa.</p>		
	<p>4.5.5. Number of initiatives implemented, incl. through engaging men and boys, to address gender-based discriminatory norms and practices to combat gender stereotypes.</p>	<p>Initiatives implemented in 636 wards (568 Mainland, 67 Zanzibar); Refugees (14); EABAP (Engaging Adolescent Boys through Accountable Practice), AMAP (Engaging Men through Accountable Practice), Girl shine, 16 days of activism, International Women's Day, SASA (Start Awareness Support Action), volunteer mobilization in community, capacity building of incentive workers, community leaders, Magistrates, Police, MoHA/RSD to address root causes of GBV and gender stereotypes, awareness raising campaigns by UNHCR and implementing partners</p>	<p>Initiatives to be implemented in 650 (new); Refugees (20); EABAP (Engaging Adolescent Boys through Accountable Practice), AMAP (Engaging Men through Accountable Practice), Girl shine, 16 days of activism, International Women's Day, SASA (Start Awareness Support Action), volunteer mobilization in community, capacity building of incentive workers, community leaders, Magistrates, Police, MoHA/RSD to address root causes of GBV and gender stereotypes, awareness raising campaigns by UNHCR and implementing partners</p>	<p>UN Women Report</p>	
<p>Output 4.6: Social Protection systems and services strengthened for expanded and improved coverage of the most vulnerable groups, incl. women, children, youth, older persons, persons with disability and regular migrants.</p>	<p>4.6.1. No of gender, disability and age sensitive social protection policies and coordination mechanism.</p>	<p>1. Social security policy in place in mainland 2. Zanzibar Social security policy in place</p>	<p>1. Reviewed Social Security Policy to Social Protection Policy 2. Zanzibar Social Protection Policy Coordination Mechanism</p>	<p>Annual Coordination report - by Prime Ministers Office (PMO)</p>	
	<p>4.6.2. No. of stakeholders who report increased capacity to implement, monitor and evaluate gender and age sensitive inclusive social protection frameworks (disaggregated by type, age, sex)</p>	<p>50 trained people in TRANSFORM (2019)</p>	<p>300 trained in TRANSFORM</p>	<p>TRANSFORM training reports and TRANSFORM Monitoring reports</p>	
	<p>4.6.3. % of people covered by social cash transfer and universal health coverage (disaggregated by type, sex, vulnerability status, geographical location- COVID-19)</p>	<p>a) Number of households receiving cash transfer 1167243; b) Enrolment in social health insurance schemes 50 percent</p>	<p>a) 1219347; b) Enrolment in social health insurance schemes 80 percent</p>	<p>Tanzania Social Action Fund (TASAF) quarterly and annual report on Protective Social Safety Nets; Ministry of Health - Tanzania Health Figures A pocket Book for reference.</p>	
	<p>4.6.4. % of people from formal and informal sectors covered by social security programs (disaggregated by type, sex, geographical location and vulnerability status - COVID -19).</p>	<p>a) 3% of people from informal sector covered under social security schemes</p>	<p>a) 7% of people from informal sector covered under social security schemes</p>	<p>Annual reports from National Social Security Fund (NSSF), Zanzibar Social Security Fund (ZSSF), Workers Compensation Fund (WCF) and National Health Insurance Fund (NHIF); annual reports from Prime Ministers Office Labour, Youth, Employment and Persons with Disabilities (PMO-LYED); Tanzania Private Sector Foundation (TPSF)</p>	

Results	Performance Indicators (Disaggregated)	Baseline (Year)	Target (Duration of Cooperation Framework work)	Source/MoV	Assumption Statement
Output 4.7: Strengthened capacities for justice and rule of law institutions to review, develop and implement gender, disability and age-sensitive justice and rule of law systems to protect human rights for all, especially the most vulnerable groups.	4.7.1: No. of justice and human rights institutions with the capacity to resolve disputes in compliance with international and/or regional human rights norms and standards. 4.7.2: No. of policy and legal frameworks developed or revised that are sensitive to gender, disability, age other LNOB dimensions.	a) # of cases prosecuted for victims of trafficking - 75 court cases 2016-2021; b) law enforcement officers trained in human trafficking - 700 law enforcement officers trained; c) 0 judicial officials trained on Gender Gench Book on (GBB) on Women's Rights (Its has been developed and launched); d) # of VAW cases resolved; e) 345 judicial and non judicial officials trained on how to handle VAW cases; f) 395 officers trained on dispute resolution; g) refugees: 1 mobile court in camps; h) # of judiciary trained on international refugee law and protection.	a) 5000 cases; b) 4000 trained officials; c) 2,000 judicial officials trained on Gender Bench Book (GBB); d) 200 cases on VAW resolved; e) 2000 judicial and non judicial officials trained on how to handle VAW cases; f) 1000; g) refugees: 2 mobile courts in camps; 3 mobile courts servicing old settlement areas; h) # of judiciary trained on international refugee law and protection.	ATS; Judiciary database; Institute of Judicial Administration (IJA) and Tanzania Women Judges Association (TAWJA) Reports	
	4.7.3: No. of mechanisms supported to report on and implement international or regional human rights obligations (e.g. Universal Periodic Review (UPR), treaty bodies, special procedures and supervisory bodies)	a) 11- Approximately 8 relating to protection of children's rights (age) as follows: The Witness Protection Act, 2015; The Legal Aid Act, 2017; Child Protection Regulations, 2015; Juvenile Court Rules, 2016; Welfare Committee Regulations, 2017; Legal Aid Regulations, 2018; Kadhi's Court Rules, 2019; Judicature and Application of Laws (Practice and Procedure) in cases involving vulnerable groups rules, 2019. The following are under review for amendment: The Law of the Child Act, The Law of Marriage Act, the Inheritance Laws Act, the Education Act. (Year: 2021), The Employment and Labour Relations Act and the Labour Institutions Act (2004) in place in Mainland Tanzania; the Employment Act and the Labour Relations Act (2005) in place in Zanzibar.	a) 13 All laws and policies need to be harmonised to provide protection of children rights - approximately 10 - including the Law of the Child Act, the Law of Marriage Act, Education Act, Penal Code, Evidence Act, Cyber Crimes Act etc. The Employment and Labour Relations Act and the Labour Institutions Act (2004) as well as the Employment Act and the Labour Relations Act (2005) revised/ amended to protect labour rights in both Mainland Tanzania and Zanzibar.	ATS Available laws, policies, rules and regulations; Bills submitted to the Parliament; available roadmaps for amending and reviewing the laws; signatures of access to treaties/conventions submitted to the depository (UN SG)	
	4.7.3: No. of mechanisms supported to report on and implement international or regional human rights obligations (e.g. Universal Periodic Review (UPR), treaty bodies, special procedures and supervisory bodies)	a) 5 UPR; UN SG Action Plan for Safety of Journalists; ICPR; UNCRC; CEDAW(b) Press freedom index (2021) 124/180 c) # of policies and legislations revised d) # of consultations with government and key stakeholders e) # of policy advocacy documents developed and utilised. CSW, UNSCR1325 37 ILO Conventions ratified by the United Republic of Tanzania.	a) 5 reports submitted including issues related to freedom of expression and access to information; b) Press freedom index 60/180 c) 5 laws reviewed including (law on child marriage in Mainland Tanzania; d) Gender Based Violence laws in Zanzibar; Regulation on re-entry policy for pregnant school girls; e) law on maternity/paternity leave; inheritance laws). f) 3 action plans developed. 1 NAP WPS, 4 CSW report, NAP Implementation report. Regular and Periodic reports on implementation of ILO Conventions and Recommendations submitted to the supervisory bodies.	UN Women Report ; National comprehensive Analysis of legislations with a gender lens; Tanzania CEDAW, Universal Periodic Review (UPR), Maputo protocol reports; UNCT reports to international treaty bodies; WROs and HRCOs shadow reports. ILO Reports; URT Reports	
	4.7.4: No. of supported stakeholders/ rights holders with the capacity to access their rights and legal aid (workers, women, children, youth, victims of trafficking, migrants, refugees, PWDS and communities).	a) 937 victims of trafficking (2020-2021) b) # of government officials trained on the HRS, GEWE principles in reporting. c) # of consultations; d) # of action plans developed e) 1,500,000 victims provided with legal aid f) Refugees and asylum seekers: 4710 + 596 non-judicial resources = 5306 Naturalized Tanzanians (1972 population): 69,369 without durable solution 1,037 Justice officials responsible for managing children's cases (Year: 2021) 1000 women accessing legal aid b) # of paralegals and legal aid providers trained	b) 6 mechanisms supported (Ministry of Constitution and Legal Affairs (MOCLA); Commission for Human Rights and Good Governance (CHRAGG); Women's Rights Organisations, Ministry of Health, Ministry of Community Development, Gender, Women and Special Groups; c) 50 government officials trained; d) 3 action plans developed e) 1000 victims to be provided with legal aid f) Refugees and asylum seekers: 5000 (due to reduction of refugee population) 69,369 individuals from 1972 population group provided with a durable solution 3,000 justice officials responsible for managing children's cases a) 2,000 women in rural areas; b) 500 legal aid providers and paralegals trained	States Report to HRS; treaty bodies submitted; Shadow report to CEDAW/UPR submitted to treaty bodies; Ministry of Constitution and Legal Affairs (MOCLA), legal aid reports MDAs and LGAs annual and periodic reports; evaluation reports Refugees: Implementing Partner reports, number of 1972 Burundian without durable solution issued with naturalization certificates ILO Reports	
	4.7.5: # of women, children etc. served by the justice system (to help measure confidence in people using the system, capacity of the system to respond and to establish the need for further reform)	a) 1783500 women & 116500 men accessing legal aid b) 196 paralegals c) 500 of legal aid providers trained d) Refugees and asylum seekers: 500 children, 2,000 women Naturalized Tanzanians (1972 population): e) About 9800 complainants were served by institutions of labour dispute prevention and resolution in 2020.	a) 27000000 women and 1500000 men; b) 1750 Paralegals trained c) 500 legal aid providers d) Refugees and asylum seekers: 500 children (due to reduction in refugee population), 1,700 women Naturalized Tanzanians (1972 population): e) About 30,000 complainants served by institutions of labour dispute prevention and resolution.	States Report to Human Rights treaty bodies submitted; Shadow report to CEDAW/UPR submitted to treaty bodies; Implementing partner reports (Gender based violence and legal aid), Judiciary, LC, ZIC, CMA and DHU Reports	



Results	Performance Indicators (Disaggregated)	Baseline (Year)	Target (Duration of Cooperation Framework)	Source/MoV	Assumption Statement
Output 4.8: Increased national capacity to ensure peace, safety and stability for all, through the fulfilment of international and regional human rights obligations pertaining to peace-building, humanitarian-development processes, national security, cross-border cooperation and migration.	<p>4.8.1: % of supported community members reporting increased trust and confidence in law enforcement agencies (disaggregated by sex, age, disability and migratory status)</p> <p>4.8.2: No of community members leading and participating in peace and security interventions (disaggregated by sex, age, disability and migratory status)</p>	<p>55% in Tanga, Mwanza and Zanzibar (April 2021)</p> <p>0- Civil Society Organizations (CSOs) 5739 = Refugees, asylum seekers and host communities (5,346 camp leaders+ 393 at sungusungu (community police))</p> <p>In Nduta camp, 3,674 camp leaders (1,852 females and 1,822 males) at different levels (zone leaders, village leaders, nyumba kumi (cluster leaders for 10 households), participate in peace and security interventions with 86 sungusungu.</p> <p>In Nyarugusu camp, 1,671 camp leaders (812 females and 859 males) at different levels (camp chairperson, vice chairperson, zone leaders, zone secretaries, village leaders and cluster leaders) participate with 307 sungusungu (71 females and 236 males). No community leadership structure in urban settings</p>	<p>60% in Targeted Regions</p> <p>4- Civil Society Organizations (CSOs) 5780 - Refugees, asylum seekers and host communities (total for two camps and urban settings)</p>	<p>UNDP and Tanzania Police Force (TPF), Community Trust Survey</p> <p>Implementing partner reports, UNHCR Community Based Protection, Community meeting minutes/elections, UNDP and UNHCR reports</p>	
	<p>4.8.3: Extent to which gender-sensitive national strategies and action plans that promote peace, security and prevent violent extremism are in place (1- national strategies and/or action plans developed, 2- national strategies and/or action plans adopted, 3) national strategies and/or action plans implemented.</p> <p>4.8.4: No of objectives of the Global Compact for Safe, Orderly and Regular Migration implemented</p>	<p>1</p> <p>3 National Prevention of Violent Extremism (PVE) Strategy ; 1 Women Peace and Security</p>	<p>3 National Prevention of Violent Extremism (PVE) Strategy ; 1 Women Peace and Security</p>	<p>UNDP and NCTC Reports; UN Women reports on 1325</p>	
	<p>4.8.5: No of initiatives supported to promote cross border cooperation, peace and security.</p> <p>4.8.6: No. of initiatives support that promote gender-sensitive peace-building, peaceful co-existence, humanitarian and development interventions.</p> <p>4.8.7: No. international and regional conventions ratified and domesticated to support international protection, prevention or reduction of statelessness and safe and orderly migration</p> <p>4.8.8: # of eligible population reached/ supported with durable solutions (Disaggregated by type)</p>	<p>0 -</p> <p>1- Cross Border Project Tanzania and Burundi Initiative to facilitate labour migration among the East African Community (EAC) partner States in accordance with the Common Market Protocol.</p> <p>3 - Kigoma Joint Program (2017-2022); host community working group Kigoma; peaceful coexistence meetings (refugees/host communities)</p> <p>3 (1951 Convention relating to the Status of Refugees and its 1967 Protocol as well as 1969 Organization of African Union (OAU) Convention Governing the Specific Aspects of Refugee Problems in Africa)</p> <p>32,185 in 2021</p> <p>Persons of Concern (PoC) provided with safe and dignified transport to return 30,070</p> <p>Refugees departed to Resettlement countries -2115 (2021)</p> <p>Persons of Concern whose naturalization process is facilitated - 0)</p>	<p>23</p> <p>2- Cross Border Project Tz, Burundi + Cross Border Project Tz, Mozambique; Cross border/ regional returnee livelihoods working group operational to promote reintegration in BDI</p> <p>ILO projects to facilitate migration in East Africa.</p> <p>4 -Kigoma Joint Program (2022/27); host community working group Kigoma; peaceful coexistence meetings (refugees/host communities); initiative to support local integrated development in old settlement regions</p> <p>5 if Government will accede to the two statelessness Conventions (1954 Statelessness Convention and 1961 Statelessness Convention)-</p> <p>163,875 (cumulative)</p> <p>Persons of Concern provided with safe and dignified transport to return - 73,500</p> <p>Refugees departed to Resettlement countries - 35,000</p> <p>Persons of Concern whose naturalization process is facilitated - (6,620 children, 8,300 who never collected certificates, 40,455 who have been verified and declared eligible)</p>	<p>The International Migration Review Forum on Global Compact for safe, orderly, and regular Migration</p> <p>ILO Report</p> <p>UN Report</p> <p>Kigoma Joint Program reports</p> <p>UN reports</p> <p>Government legal documentation</p> <p>UN reports</p>	
	<p>4.8.9: Extent to which laws, regulations and systems are consistent with international standards</p>	<p>2) Extent to which laws relating to the protection of Persons of concern are consistent with international standards - 23/100</p> <p>6) Extent to which status determination procedure meets minimum international standards 10/100</p>	<p>2) Extent to which laws relating to the protection of Persons of concern are consistent with international standards 75/100</p> <p>6) Extent to which status determination procedure meets international standards 80/100</p>	<p>UN reports, Human Rights Treaty reports</p>	



ANNEX II: 2022 - 2027 UNSDCF Monitoring, Evaluation and Learning Calendar

Description of Activities	Main objective/Purpose	Timeline				Responsible UNSDCF Group	Responsible Agency
		FY 22-23	FY 23-24	FY 24-25	FY 25-26		
Monitoring							
Joint UN monitoring field visits to implementing partners and project locations	To establish implementation progress, identify challenges and best practices	2 visits per outcome each quarter, Joint Programmes biannual	2 visits per Outcome each quarter, Joint Programmes biannual	2 visits per Outcome each quarter, Joint Programmes biannual	2 visits per Outcome each quarter, Joint Programmes biannual	MEL/Result groups	UNCT
Collection and analysis of monitoring data against each CF Outcome/Output indicators by results groups	To establish annual Outcome performance against planned Output indicators targets and contribution to the Outcome progress.	Mid-year review, Annual review	Mid-year review, Annual review	Mid-year review, Annual review	Mid-year review, Annual review	MEL/Results Groups	UNCT
Strengthening the National Statistical office and sectors in data collection, analysis and reporting	To strengthen the technical capacity in national data management system from data collection, analysis and use. Example, capacity building of NBS.	Continuous support	Continuous support	Continuous support	Continuous support	RCO/Results Groups	RCO
Support to national evaluation, assessment, review, monitoring and learning activities	Provide technical and learning support in national studies, survey and research. Example Census, TDHS (Detail calendar in Outcome areas MEL Plan)	Continuous support	Continuous support	Continuous support	Continuous support	Results Groups / UN Agencies	UNCT
Review and Reporting							
Partner consultations, Thematic reviews, and data collection.	Engage implementing partners in UNSDCF review as informed by performance data analysis reports (indicator and financial performance).	Once, (during the Annual review)	Once, (during the Annual review)	Once, (during the Annual review)	Once, (during the Annual review)	Results Groups	UNCT

<p>Data Collection, analysis and performance review of the UNSDCF progress and preparation of the UN Annual Country Results Report</p>	<p>Synthesis and analysis UNSDCF's Outcomes and Outputs level Report. The process includes assessing indicator performance against the planned targets, resources mobilisation, utilisation against planned budgets, and their contribution to SDGs targets.</p>	<p>Once, (during the Annual review)</p> <p>Once, (during the Annual review)</p> <p>Once, (during the Annual review)</p> <p>Once, (during the Annual review)</p> <p>Once, (during the Annual review)</p>	<p>MEL</p>	<p>RCO</p>
--	--	---	------------	------------

<p>Support to Annual national voluntary reviews of progress towards SDGs</p>	<p>In the preparation of country reporting on SDG progress in the high-level political focus, support the government in the process of data collection from relevant partners, data analysis and preparation of the National review report.</p>	<p>July 2022</p> <p>HLPF Country Presentation</p>	<p>SDG group/UNDP</p>	<p>RCO</p>
--	---	---	-----------------------	------------

<p>Collection, analysis and preparation of institutional/normative reports/assessments/survey on Gender (SWAP Report) Human Rights, PSEA, LNOB</p>	<p>Support annual data collection and reporting of normative areas in coordination with interagency groups (Gender, Human Rights, PSEA, LNOB)</p>	<p>Once in IMS Annual reporting or at any time the survey, assessment will be done.</p> <p>Once in IMS Annual reporting, at any time the survey, assessment will be done.</p> <p>Once in IMS Annual reporting, at any time the survey, assessment will be done.</p> <p>Once in IMS Annual reporting, at any time the survey, assessment will be done.</p>	<p>GCM/LNOB</p>	<p>RCO</p>
--	---	---	-----------------	------------

Evaluation

<p>Evaluability Assessment of the UNSDCF</p>	<p>To enhance learning and accountability.</p>	<p>Once at the beginning of the Programme</p>	<p>MEL/Result groups</p>	<p>RCO</p>
<p>End-term Independent Evaluation of the Cooperation Framework</p>	<p>Assess effectiveness and efficiency of UNSDCF outcomes, and its contribution to country priorities and SDGs</p>	<p>Once at the last year of the programme</p>	<p>MEL/Result groups</p>	<p>RCO</p>

Independent Evaluation of individual UN entity country programme instruments	UN agencies country programme evaluation to review their programme's performance, and contribution to the national priorities and UNSDCF.	Once at the end of the agencies CPD cycles	UN Agencies	UNCT
Independent Evaluation of the UNSDCF Joint Programmes	To assess Joint Programme effectiveness in achieving results and creating impacts.	Once at the middle of the Joint Programme cycle	Joint Programmes Coordinators/MEL	RCO
Support national evaluation and statistical offices in national studies.	Throughout the UNSDCF Outcome areas focus and UN agencies mandate, to provide technical and learning support in national evaluations and studies including National Poverty and population studies	Continuous support	Continuous support	UNCT

Learning

Document lessons learnt during UNSDCF implementation.	To collect, document and share lessons learning per each strategic priorities and focus areas.	Every Quarter	Every Quarter	UNCG/MEL	RCO
Establish a learning mechanism for making emerging lessons available across the UN System	To create an annual learning plan on all relevant issues/topics that will lead to an increased in the UNCT knowledge and effectiveness and implementation of the UNSDCF programmes and activities throughout the programme cycle.	Annual learning plan, every month learning activities conducted in different issues /topics	Annual learning plan, every month learning activities conducted in different issues /topics	Annual learning plan, every month learning activities conducted in different issues /topics	RCO



ANNEX III: Legal Annex

This Legal Annex refers to the cooperation or assistance agreements or other agreements that are the already existing legal basis for the relationship between the Government of the United Republic of Tanzania and each UN organization supporting the country to deliver on the United Nations Sustainable Development Cooperation Framework (2022 to 2027).

Whereas the Government of the United Republic of Tanzania (hereinafter referred to as “the Government”) has entered into the following relationships:

a) Whereas the Government and the United Nations Development Programme (hereinafter referred to as UNDP) have entered into a basic agreement to govern UNDP’s assistance to the country (Standard Basic Assistance Agreement (SBAA)) which was signed by both parties on 30 May 1978). Based on Article I, paragraph 2 of the SBAA, UNDP’s assistance to the Government shall be made available to the Government and shall be furnished and received in accordance with the relevant and applicable resolutions and decisions of the competent UNDP organs, and subject to the availability of the necessary funds to the UNDP. In particular, decision 2005/1 of 28 January 2005 of UNDP’s Executive Board approved the new Financial Regulations and Rules and along with them the new definitions of ‘execution’ and ‘implementation’ enabling UNDP to fully implement the new Common Country Programming Procedures resulting from the UNDG simplification and harmonization initiative. In light of this decision this UNSDCF together with a workplan (which shall form part of this UNSDCF and is incorporated herein by reference) concluded hereunder constitute together a project document as referred to in the SBAA [or other

appropriate governing agreement⁸].

b) With the United Nations Children’s Fund (UNICEF) a Basic Cooperation Agreement (BCA) concluded between the Government and UNICEF on 26 September 1994.

c) With the Office of the United Nations High Commissioner for Refugees (UNHCR) a Country Co-operation Agreement concluded between the Government and UNHCR on 10 July 1991.

d) With the World Food Programme a Basic Agreement concerning assistance from the World Food Programme, which Agreement was signed by the Government and WFP on 30 March 2006.

e) The Basic Agreement concluded between the Government and the United Nations Development Programme on 30 May 1978 (the “Basic Agreement”) *mutatis mutandis* applies to the activities and personnel of the UNFPA in Tanzania. This UNSDCF, together with any workplan concluded hereunder, which shall form part of this UNSDCF and incorporated herein by reference, constitutes the programme document as referred to in the Basic Agreement to “Executing Agency” shall be deemed to refer to “Implementing Partner” as such term is defined in the Financial Regulations of UNFPA and used in this UN-DAP and any workplans concluded hereunder”.

f) With the United Nations Industrial Development Organization (UNIDO), the provisions of the Standard Basic Assistance Agreement between the United Nations Development Programme and the Government, signed and entered into force on 30 May 1978, shall be applied, *mutatis mutandis*, to the present framework.

g) With the Food and Agriculture Organization of the United Nations the Agreement for the opening of the FAO Representation in October 1977.

h) With the World Health Organisation (WHO) a Basic Agreement concluded between the Government and WHO on 3rd July 1962 to facilitate the preparation of plans for program operation. The Parties to the Agreement desired to give effect to the resolutions and decisions of the United Nations and of the WHO relating to technical advisory assistance. Both parties declared that their mutual responsibilities shall be fulfilled in a spirit of friendly co-operation. As per Article 1 sub article 1 of the Basic Agreement, WHO shall render technical advisory assistance to the Government, subject to budgetary limitation of the availability of the necessary funds.

i) On 24 November 2009 the Government of Tanzania signed The Nairobi Declaration and confirmed its readiness to cooperate and undertake joint activities with the United Nations Office on Drugs and Crime's (UNODC) technical assistance aimed at countering illicit trafficking, organised crime and terrorism, fighting corruption and promoting justice and integrity and improving health and human development.

j) The legal basis of the Joint United Nations Programme on HIV/AIDS (UNAIDS) is based on the UNDP host agreement.

k) With the International Labour Organisation (ILO) the Government of the United Republic of the then Tanganyika entered into a Host Country Agreement (HCA) to establish an East African Field Office in Dar es Salaam on 2 March 1962 in Geneva and on 3 March 1962 in Dar es Salaam. The Government committed to securing the necessary facilities for the establishment of an ILO field Office. On its part the ILO committed to furnish, at the request of any government of the area within its scope of activity, technical as-

sistance coming within the functions of the ILO as provided by its Constitution as well as technical assistance in conformity with the principles governing the Expanded Programme of Technical Assistance of the United Nations and the Specialised Agencies, and the operation of the Special Fund.

l) Recalling that the United Republic of Tanzania has been a member of the United Nations Educational, Scientific and Cultural Organisation (UNESCO) since 6 March 1962, considering that the establishment of a UNESCO office in Tanzania is conducive to consolidating the process of decentralising UNESCO's programmes, and strengthening co-operation with this Member State, ITS National Commission, other national partners, institutional partners of the United Nations System and NGOs wishing to settle matters related to the establishment of the headquarters of the Office and consequently to specify the privileges and immunities relating thereto in United Republic of Tanzania, the United Nations Educational, Scientific and Cultural Organisation hereinafter referred to as 'UNESCO' and the Government of United Republic of Tanzania hereinafter referred to as 'the Government' agreed to the following articles on 28 January 2005; I) Definitions II) Legal personality of UNESCO III) Status and Administration of the Office IV) Functions of the Office V) Staff VI) Premises, Equipment and Facilities VII) Privileges and Immunities VIII) UNESCO, its Property, Funds and Assets, IX) Arrangements and Communications X) UNESCO Officials XI) Experts on Mission XII) Other persons performing duties on UNESCO's behalf, XIII) Communication of Names, XIV) Waiver of Immunity XV) Access to the UNESCO Office XVI) Laissez-passers XVII) Settlement of Disputes XVIII) General Provisions.

m) For all agencies (inclusive of DESA, IFAD, ITC, UN Women, UNCDF, UNCTAD, UNEP, UN-Habitat, UNV): Assistance to the Government shall be made available and shall be furnished and

received in accordance with the relevant and applicable resolutions and decisions of the competent UN system agency's governing structures.

The COOPERATION FRAMEWORK will, in respect of each of the United Nations system agencies signing, be read, interpreted, and implemented in accordance with and in a manner, that is consistent with the basic agreement between such United Nations system agency and the Host Government.

The Government will honour its commitments in accordance with the provisions of the cooperation and assistance agreements outlined in paragraph on the Basis of the Relationship.

Without prejudice to these agreements, the Government shall apply the respective provisions of the Convention on the Privileges and Immunities of the United Nations (the "General Convention") or the Convention on the Privileges and Immunities of the Specialized Agencies (the "Specialized Agencies Convention") to the Agencies' property, funds, and assets and to their officials and experts on mission. The Government shall also accord to the Agencies and their officials and to other persons performing services on behalf of the Agencies, the privileges, immunities and facilities as set out in the cooperation and assistance agreements between the Agencies and the Government. In addition, it is understood that all United Nations Volunteers shall be assimilated to officials of the Agencies, entitled to the privileges and immunities accorded to such officials under the General Convention or the Specialized Agencies Convention. The Government will be responsible for dealing with any claims, which may be brought by third parties against any of the Agencies and their officials,

experts on mission or other persons performing services on their behalf and shall hold them harmless in respect of any claims and liabilities resulting from operations under the cooperation and assistance agreements, except where it is mutually agreed by Government and a particular Agency that such claims and liabilities arise from gross negligence or misconduct of that Agency, or its officials, advisors or persons performing services.

Without prejudice to the generality of the foregoing, the Government shall insure or indemnify the Agencies from civil liability under the law of the country in respect of vehicles provided by the Agencies but under the control of or use by the Government.

(a) "Nothing in this Agreement shall imply a waiver by the UN or any of its Agencies or Organizations of any privileges or immunities enjoyed by them or their acceptance of the jurisdiction of the courts of any country over disputes arising of this Agreement".

(b) Nothing in or relating to this document will be deemed a waiver, expressed or implied, of the privileges and immunities of the United Nations and its subsidiary organs, including WFP, whether under the Convention on the Privileges and Immunities of the United Nations of 13th February 1946, the Convention on the Privileges and Immunities of the Specialized Agencies of 21st November 1947, as applicable, and no provisions of this document or any Institutional Contract or any Undertaking will be interpreted or applied in a manner, or to an extent, inconsistent with such privileges and immunities.



Abbreviations and Acronyms

A2JW	Access to Justice for Women
ABCZ	AIDS Business Coalition of Zanzibar
AGYW	Adolescent Girls and Young Women
ART	Antiretroviral therapy
ATE	Association of Tanzania Employers
BOS	Business Operations Strategy
CCA	Common Country Analysis
CDCS	Country Development Cooperation Strategy
CSE	Comprehensive Sexuality Education
CSOs	Civil Society Organizations
DFA	Development Finance Assessment
DfID	Department for International Development
DHS	District Health Information Software
DHU	Dispute Handling Unit
DP	Development Partner
DRR	Disaster Risk Reduction
DRM	Disaster Risk Management
DTLCs	District TB & Leprosy Coordinators
ECG	Emergency Coordination Group
EmONC	Emergency Obstetric and Neonatal Care
EMS	Emergency Medical Services
ETR	Electronic Tax Register
FAO	Food and Agriculture Organization
FDI	Foreign direct investment
FGM	Female Genital Mutilation
FP	Family Planning
FNS	Food and Nutrition Security
FYDP III	Third National Five-Year Development Plan
GBV	Gender-based violence
GCM	Gender Coordination Mechanism
GDP	Gross domestic product
GE&HRCM	Gender, Equality and Human Rights Coordination Mechanism
GER	Gender, Equity and Human Rights
GEWE	Gender Equality and Women Empowerment
GNI	Gross National Income
GNP	Gross domestic product
GRB	Gender-responsive budgeting
GURT	Government of the United Republic of Tanzania
HBS	Household Budget Survey
HDR	Human Development Report

HoA	Head of Agency
HRBA	Human Rights Based Approach
IFAD	International Fund for Agricultural Development
ILO	International Labour Organization
IOM	International Organization for Migration
ITC	International Trade Centre
JHSR	Joint Health Sector Review
JP	Joint Programme
JSC	Joint Steering Committee
JWP	Joint Work Plan
LGA	Local Government Authority
LMA	Law of Marriage Act
LMIC	Lower Middle-Income Country
LNOB	Leaving No-One Behind
M&E	Monitoring and Evaluation
MCF	Mastercard Foundation
MDAs	Ministries, Departments, Agencies
MECC	Migration, Environment and Climate Change
MEL	Monitoring, Evaluation and Learning
MIC	Middle Income Country
MNRT	Ministry of Natural Resources and Tourism
MoA	Ministry of Agriculture
MoCDGWSG	Ministry of Community Development, Gender, Women and Special Groups
MOE	Ministry of Education
MOEST	Ministry of Education, Science, and Technology
MOEVT	Ministry of Education and Vocational Training
MOEZ	Ministry of Education Zanzibar
MoFA	Ministry of Foreign Affairs
MoFP	Ministry of Finance and Planning
MoHA	Ministry of Home Affairs
MoHCDGEC	Ministry of Health, Community Development, Gender, Elderly and Children
MoHSW	Ministry of Health and Social Welfare
MoHSWEGC	Ministry of Health, Social Welfare, Elderly, Gender and Children
MOLF	Ministry of Livestock and Fisheries
MoWEM	Ministry of Water, Energy and Minerals
MOWI	Ministry of Water and Irrigation
MPDSR	Maternal and perinatal death surveillance and response
MSMEs	Micro, small and medium-sized enterprises
MTEF	Medium Term Expenditure Framework
NACOPHA	National Council of People Living with HIV
NACP	National AIDS Control Programme
NaGoNGOs	National Council of NGOs
NAIA-AHW	The National Accelerated Action and Investment Agenda for Adolescent Health and Wellbeing
NBS	National Bureau of Statistics

NEC	National Electoral Commission
NMCP	National Malaria Control Programme
NMNAP	National Multisectoral Nutrition Action Plan
NPA-VAWC	National Plan of Action to End Violence Against Women and Children
NRA	Non-resident Agency
NRM	Natural resource management
NSMIS	National Sanitation Management Information System
NTLP	National Tuberculosis and Leprosy Programme
OCGS	Office of the Chief General Statistician
ODA	Overseas development aid
OHCHR	Office of the High Commissioner for Human Rights
OMT	Operations Management Team
OSCs	One Stop Centres
PCCB	Prevention and Combating of Corruption Bureau
PGCD	Police Gender and Children Desk
PLWHA	People living with HIV/AIDS
PMO-LYED	Prime Minister's Office – Labour, Youth, Employment and Persons with Disabilities
PO-RALG	President's Office – Regional Administration and Local Governments
POPSM	President's Office, Public Service Management
PPH	Post-partum haemorrhage
PPP	Public-Private Partnership
PSEA	Protection from Sexual Exploitation and Abuse
PTM	Programme Management Team
PWD	Person with Disability
QOC	Quality of Communication
RC	Resident Coordinator
RCO	Resident Coordinator Office
RGoZ	Revolutionary Government of Zanzibar
RGs	Results Groups
RLTCs	Reversible Long-Term Contraceptives
RMNCAH	Reproductive, maternal, newborn, child and adolescent health
SDGs	Sustainable Development Goals
SDIP	Sustainable Industrial Development Policy
SIDO	Small Industries Development Organization
SRH	Sexual and Reproductive Healthcare
SRHR	Sexual and Reproductive Health and Rights
SUA	Sokoine University of Agriculture
TACAIDS	Tanzania Commission for AIDS
TAHA	Tanzania Horticultural Association
TASAF	Tanzania Social Action Fund
TBS	Tanzania Bureau of Standards
TCDC	Tanzania Cooperative Development Commission
TDHS	Tanzania Demographic and Health Survey
TIC	Tanzania Investment Centre
TPRI	Tropical Pesticides Research Institute

TPSF	Tanzania Private Sector Foundation
TRA	Tanzania Revenue Authority
TSU	Technical Support Unit
TUCTA	Trade Union Congress of Tanzania
UDSM	The University of Dar es Salaam
UHC	Universal Health Coverage
UN Habitat	United Nations Human Settlements Programme
UN-Women	United Nations Entity for Gender Equality and the Empowerment of Women
UNAIDS	United Nations Programme on HIV/AIDS
UNCDF	United Nations Capital Development Fund
UNCG	United Nations Communications Group
UNCMT	United Nations Country Management Team
UNCT	United Nations Country Team
UNCTAD	United Nations Conference on Trade and Development
UNDAP	United Nations Development Assistance Plan
UN DESA	United Nations Department of Economic and Social Affairs
UNDP	United Nations Development Programme
UNEG	United Nations Evaluation Group
UNEP	United Nations Environment Programme
UNESCO	United Nations Educational, Scientific and Cultural Organization
UNFPA	United Nations Population Fund
UNICEF	United Nations Children's Fund
UNIDO	United Nations Industrial Development Organization
UNOPS	United Nations Office for Project Services
UNSDCF	United Nations Sustainable Development Cooperation Framework
URT	United Republic of Tanzania
VAWC	Violence Against Women and Children
VAWP	Violence Against Women in Politics
VNR	Voluntary National Review
VPO	The Vice President's Office
WASH	Water, Sanitation and Hygiene
WFP	World Food Programme
WHO	World Health Organization
WPPL	Women's Political Participation and Leadership
ZADEP	Zanzibar Development Plan 2021-2026
ZAMEP	Zanzibar Malaria Elimination Programme
ZANEMA	Zanzibar Employees' Association
ZATUC	Zanzibar Trade Union Congress
ZDV 2050	Zanzibar Development Vision 2050
ZEC	Zanzibar Electoral Commission
ZIC	Zanzibar Insurance Corporation
ZIHHTLP	Zanzibar Integrated HIV, Hepatitis, TB and Leprosy Programme



**UNITED
NATIONS
TANZANIA**



United Nations Tanzania

P.O.Box 9182

Tel: +255 22 219 9200/209

Fax: +255 22 266 8749

tanzania.un.org/

